

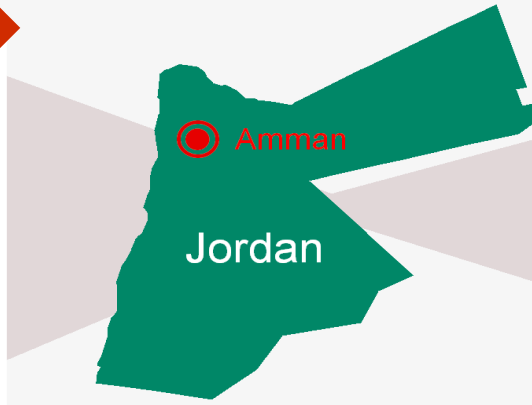
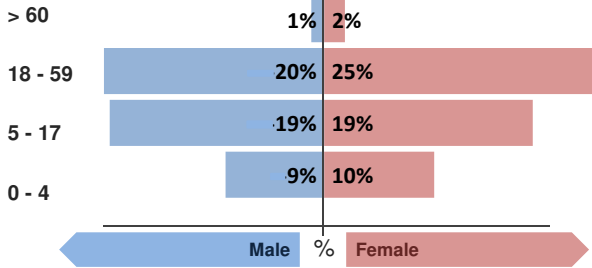


Refugee population

Total refugee population:

110,827 \*

Demographic breakdown:



Key facts

Camp opened: July 2012

\* Source of population data: WFP Distribution Figures

Indicators at a glance

1 Health utilisation rate	6.2	✓
2 Number of consultations per clinician per day	30	✓
3 Hospitalisation rate	1.7	🚩
4 Referral rate		?
5 % deliveries attended by skilled personnel	100%	⚠️
6 Crude Mortality Rate (CMR) (/1000/month)	0.1	✓
7 Under-five Mortality Rate (U5MR) (/1000/month)	0.0	✓
8 Neonatal Mortality Rate (NNMR) (/1000 livebirths)	0.0	✗

Notes

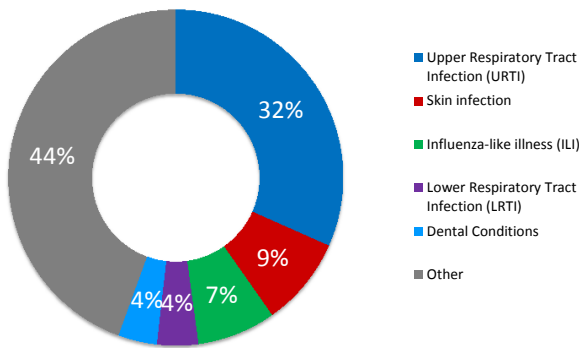
This public health profile for Za'atri refugee camp is compiled from health facility data from the following partners:

- French Field Hospital
- IMC Clinic
- JHAS Clinic
- Jordan Italian Field Hospital
- MDM Clinics 1 and 2
- MSF Hospital
- Moroccan Field Hospital
- Saudi Clinic

Data is collected using standardised Health Information System (HIS) data collection and reporting tools and aims to be as accurate as possible.

Morbidity

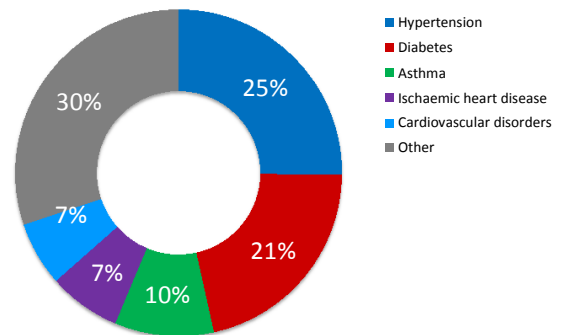
Acute health conditions (%)



Top 5 acute health conditions

Rank	Condition	% morbidity	# of cases
1	Upper Respiratory Tract Infection (URTI)	32%	3,278
2	Skin infection	9%	892
3	Influenza-like illness (ILI)	8%	787
4	Lower Respiratory Tract Infection (LRTI)	4%	389
5	Dental Conditions	4%	413
-	Other	44%	5,173

Chronic health conditions (%)



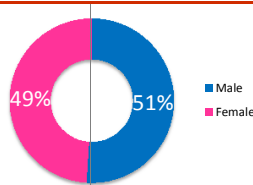
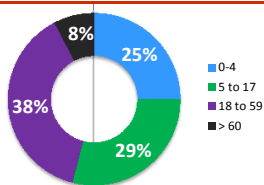
Top 5 chronic health conditions

Rank	Condition	% morbidity	# of cases
1	Hypertension	25%	493
2	Diabetes	21%	417
3	Asthma	10%	192
4	Ischaemic heart disease	7%	140
5	Cardiovascular disorders	6%	124
-	Other	30%	590

Breakdown of acute health conditions

by age

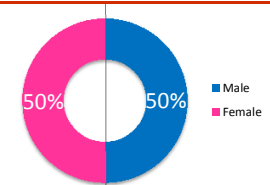
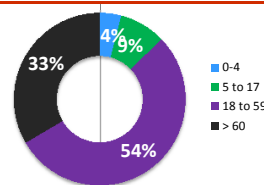
by gender



Breakdown of chronic health conditions

by age

by gender



## Public Health

### Health Impact

	Indicator	Standard	
Crude Mortality Rate (CMR) (/1000/month)	0.1	< 1.5	✓
Under-five Mortality Rate (U5MR) (/1000/month)	0.0	< 3.0	✓
Neonatal Mortality Rate (NNMR) (/1000 livebirths)	0.0	< 40	✗

### Access and utilization

No. of health facilities	8	1 : 13854	1 : < 10,000	✗
Total number of consultations	13,315			
Health utilisation rate	6.2	1 - 4		✓
No. of consultations per trained clinician per day	30	< 50		✓

### Outbreak Alert and Response

	Indicator	Standard
Number of outbreaks reported	0	
% of outbreaks investigated within 48 hours		100%

### Laboratory

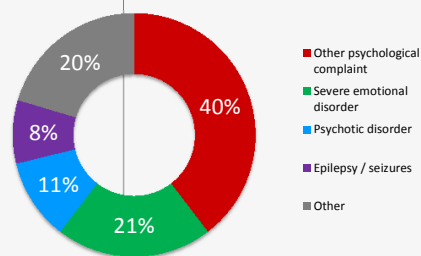
Number of laboratory samples	373
------------------------------	-----

### Immunization

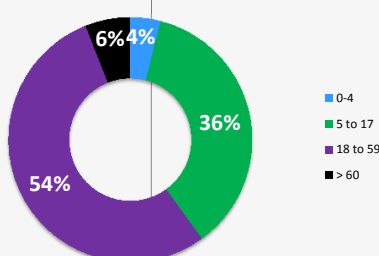
Measles vaccination rate	> 95%	?
Full vaccination rate	> 95%	?
Program drop-out rate	< 10%	?
Vaccine wastage rate	< 8%	?

## Breakdown of mental health conditions

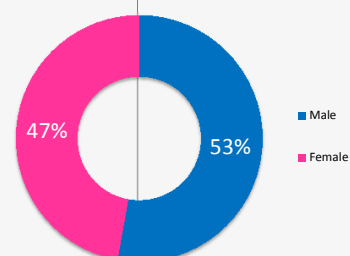
### By cause



### By age

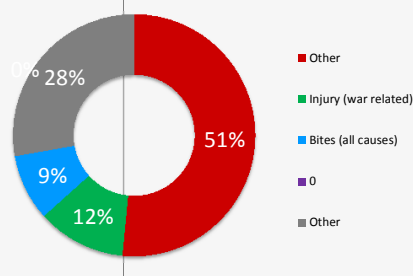


### By gender

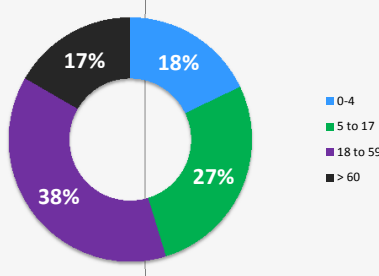


## Breakdown of injuries

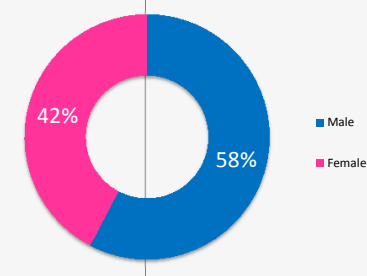
### By cause



### By age



### By gender



## In-patient and referral

### In-patient department

	Indicator	Standard	
Hospitalisation rate (/1000/month)	1.7	50 - 150	🇺🇦
Bed occupancy rate	36%	> 75%	✗
Mean length of stay for authorised discharges (days)	3.4		

	Indicator	Standard
Overall case fatality rate	0%	
Proportion of deaths within 24 hours of admission	0%	

### Referral

Total referral rate	?
---------------------	---

## Reproductive Health

### Antenatal care

	Indicator	Standard	
Coverage of antenatal care (4 or more visits)	46%	≥ 90%	✗
Coverage of TT vaccination	7%	≥ 90%	✗
Coverage of anaemia screening in pregnancy	88%	≥ 90%	🇺🇦

### Delivery care

Proportion of deliveries attended by skilled personnel	100%	≥ 90%	⚠️
Proportion of deliveries performed by caesarean section	22%	5 - 15%	✓
Proportion of low birth weight deliveries (<2500g)	17%	< 15%	✓

### Maternal mortality

Number of maternal deaths reported	0		
% of maternal deaths investigated within 48 hours		100%	

### Postnatal care

Coverage of postnatal care	405%	≥ 90%	⚠️
----------------------------	------	-------	----

### Family Planning

Contraceptive prevalence rate	0%	🇺🇦
-------------------------------	----	----

### Sexual and Gender-based Violence

Incidence of rape (reported cases/10,000/year)*	0	🇺🇦
% of rape survivors who received PEP** < 72 hours		100%
% of rape survivors who received ECP*** < 120 hours		100%
% of rape survivors who received STI**** prophylaxis < 2 wks		100%

\*Only includes rapes reported at health facilities \*\*Post-exposure prophylaxis \*\*\*Emergency contraceptive pill \*\*\*\*Sexually transmitted infection

