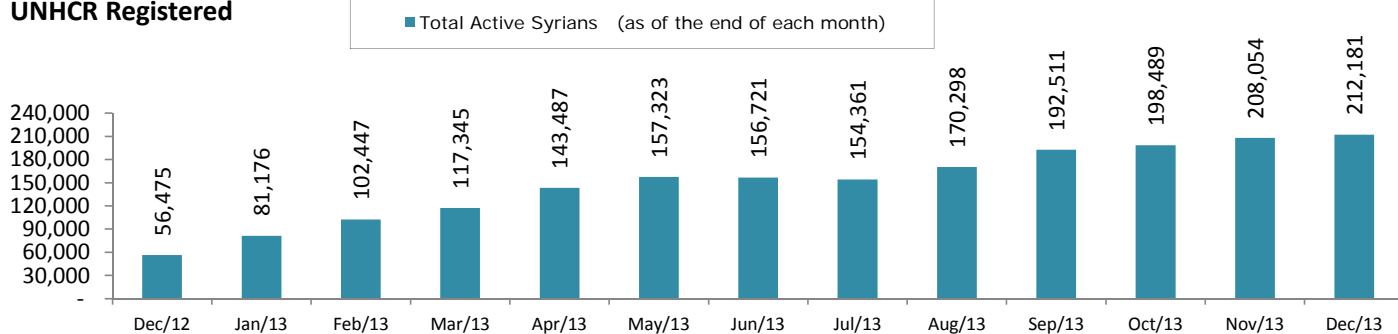


### UNHCR Registered

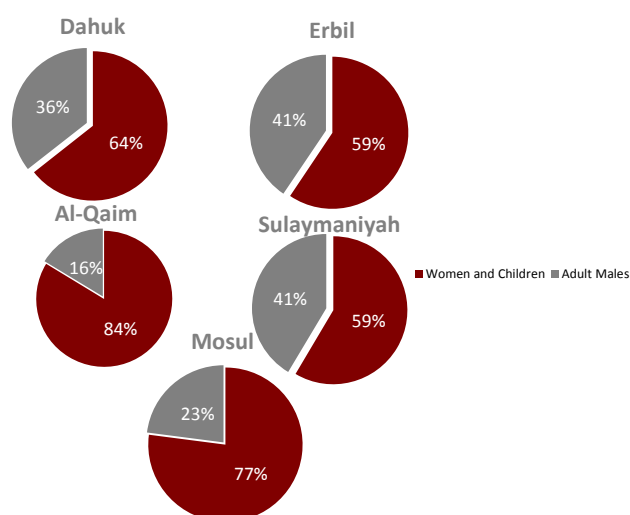
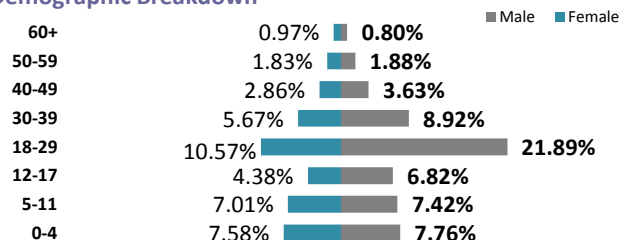


This profile is based on  
and  
The total is

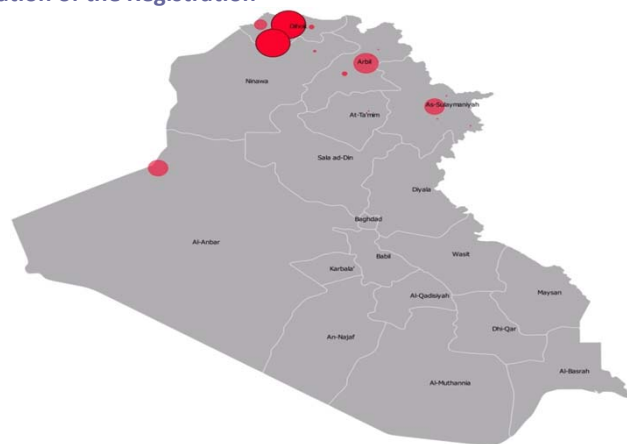
**177,400**  
**34,781**  
**212,181**

proGres registered persons  
level 1 registration (new camps population) \*  
individuals

### Demographic Breakdown



### Location of the Registration

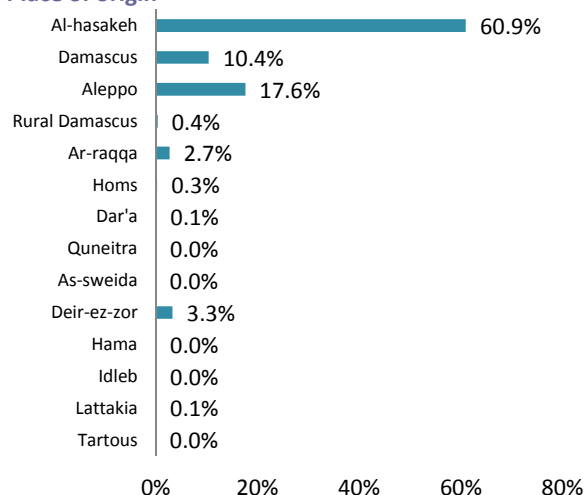


Governorate	Persons	Households	% Total
Dahuk**	106,774	36,588	50.3%
Erbil	77,116	27,809	36.3%
Sulaymaniah	22,034	9,362	10.4%
Anbar	5,112	1,283	2.4%
Mosul	281	78	0.1%
Other	864	347	0.4%
<b>Total Iraq</b>	<b>212,181</b>	<b>75,467</b>	<b>100.0%</b>

\* Only age and gender break down, name of the head of household, and vulnerabilities are captured

\*\* Includes Syrians registered in Domiz Camp

### Place of origin



Camps	Persons	House holds
<b>Domiz***</b>	45,000	10,000
<b>Al-Obaidi Camp</b>	1,912	408
<b>Kawergosk Camp</b>	13,276	3,670
<b>Darashakran Camp</b>	6,040	1,166
<b>Qushtapa Camp</b>	3,803	851
<b>Arbat Camp</b>	2,703	814
<b>Akre</b>	2,561	813
<b>Basirma Camp</b>	3,029	740
<b>Gawilan</b>	2,810	834
<b>Total</b>	<b>81,134</b>	<b>19,296</b>

\*\*\* 86,796 Syrians are registered at Domiz camp, however the camp population is estimated to be approximately 45,000.