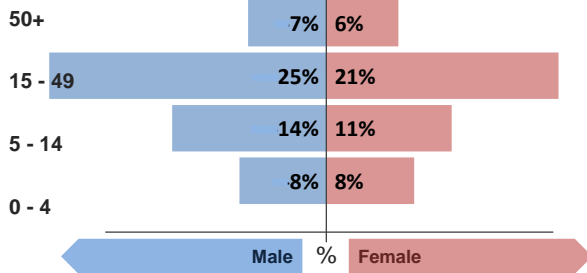


Refugee population

Total refugee population:

6,040 *

Demographic breakdown:



Darashakran camp

Key facts

Camp opened:

September 2013

Planned capacity:

20,000

Area:

1.15 Km sq

Population:

Syrian refugees, majority from Aleppo & Qamishli

* Source of population data: Estimates from UNHCR registration

Indicators at a glance

	Indicator	Standard
1	Health utilisation rate	15.0
2	Number of consultations per clinician per day	125
3	Proportion of first time antenatal visits made < 1st trimester	N/A
4	Measles vaccination rate	N/A
5	Full vaccination rate	N/A
6	Crude Mortality Rate (CMR) (/1000/month)	0.0
7	Under-five Mortality Rate (U5MR) (/1000/month)	0.0
8	Neonatal Mortality Rate (NNMR) (/1000 livebirths)	0.0

Notes

HIGHLIGHTS

Health utilisation rate (HUR) and consultations per clinicians (CPC) highly elevated. A thorough investigation of possible explanations for elevated HUR and CPC needed.

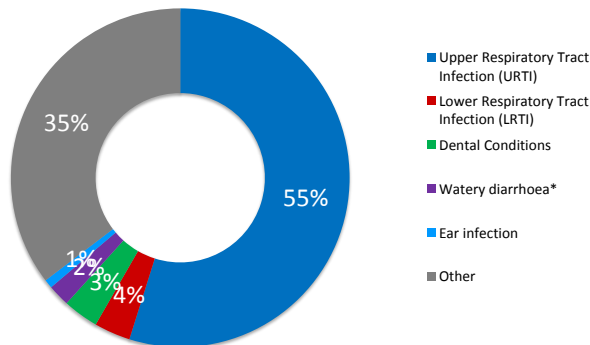
This public health profile for Darashakran refugee camp is compiled from health data obtained from reporting agencies. Data is collected using standardised Health Information System (HIS) data collection and reporting tools and aims to be as accurate as possible.

Agencies reporting:

DOH - Erbil

Morbidity

Acute health conditions (%)

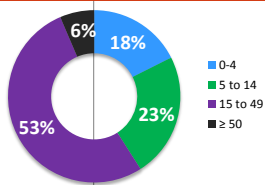


Top 5 acute health conditions

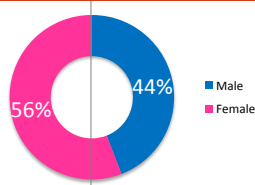
	% morbidity	# of cases
1 Upper Respiratory Tract Infection (URTI)	55%	920
2 Lower Respiratory Tract Infection (LRTI)	3%	58
3 Dental Conditions	3%	57
4 Watery diarrhoea*	2%	35
5 Ear infection	1%	14
- Other	35%	593

Breakdown of acute health conditions

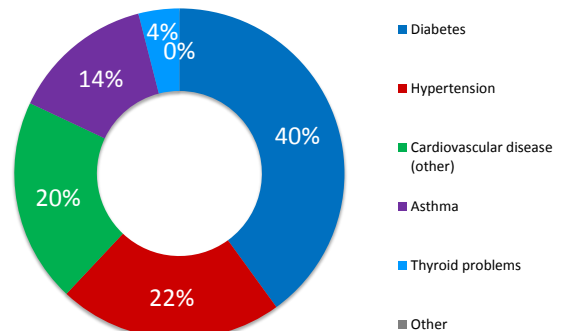
by age



by gender



Chronic health conditions (%)

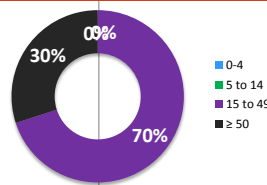


Top 5 chronic health conditions

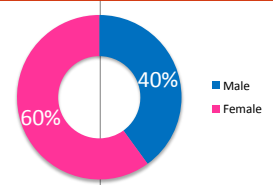
	% morbidity	# of cases
1 Diabetes	40%	20
2 Hypertension	22%	11
3 Cardiovascular disease (other)	20%	10
4 Asthma	14%	7
5 Thyroid problems	4%	2
- Other	0%	0

Breakdown of chronic health conditions

by age



by gender



Public Health

Health Impact

Indicator	Standard
Crude Mortality Rate (CMR) (/1000/month)	0.0 < 1.5
Under-five Mortality Rate (U5MR) (/1000/month)	0.0 < 3.0
Neonatal Mortality Rate (NNMR) (/1000 livebirths)	0.0 < 40

Access and utilization

No. of health facilities	1.0	1 : < 10,000
Total number of consultations	1,744	
Health utilisation rate	15.0	1 - 4
No. of consultations per trained clinician per day	125	< 50

Reproductive health

Proportion of first time antenatal visits made < 1st trimester	N/A	≥ 90%
--	-----	-------

Outbreak Alert and Response

Indicator	Standard
Number of outbreaks reported	0
% of outbreaks investigated within 48 hours	100%

Laboratory

Number of laboratory samples	0
------------------------------	---

Immunization

Measles vaccination rate	N/A	> 95%
Full vaccination rate	N/A	> 95%
Program drop-out rate	N/A	< 10%
Vaccine wastage rate	N/A	< 8%

Sexual and gender-based violence

Incidence of reported rape	0.0
----------------------------	-----

Top 3 Mental health conditions

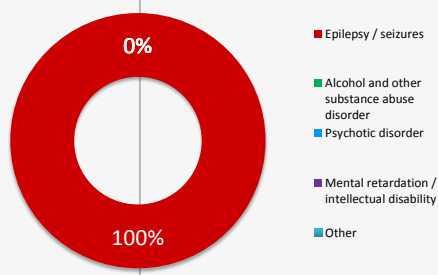
	% morbidity	# of cases
1 Epilepsy / seizures	100%	1
2 Alcohol and other substance abuse disorder	0%	0
3 Psychotic disorder	0%	0
- Other	0%	0

Top 3 injuries

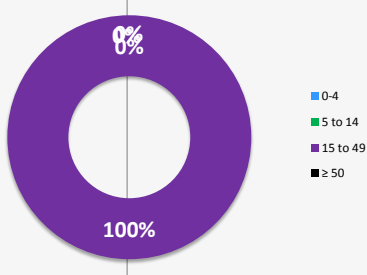
	% morbidity	# of cases
1 Burns	87%	14
2 Injury (intentional)	6%	1
3 Injury (unintentional)	6%	1
- Other	0%	0

Breakdown of mental health conditions

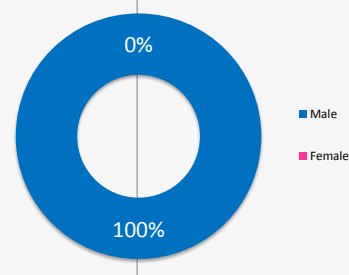
By cause



By age

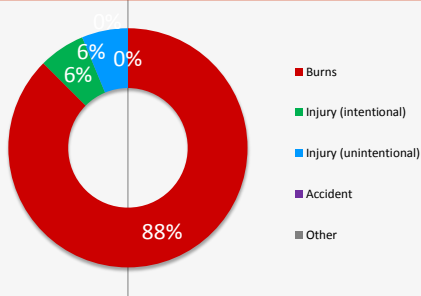


By gender

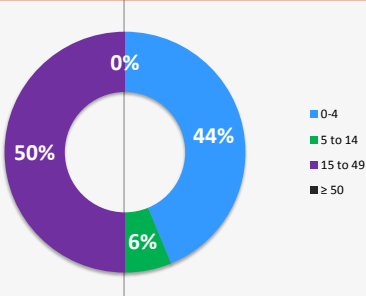


Breakdown of injuries

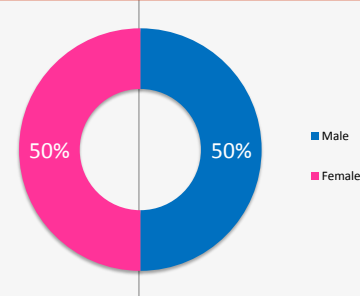
By cause



By age



By gender



We gratefully acknowledge the support of the following agencies:



View interactive maps and statistics online
<http://twine.unhcr.org>

