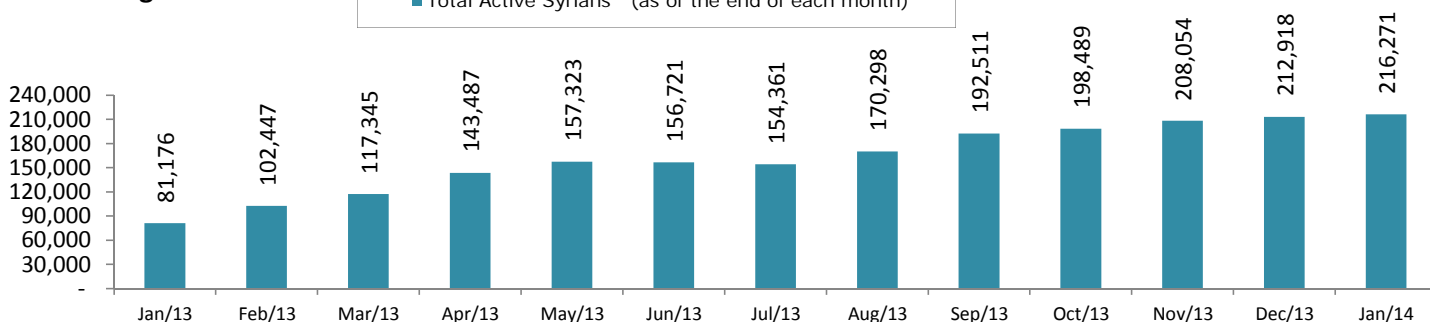


UNHCR Registered

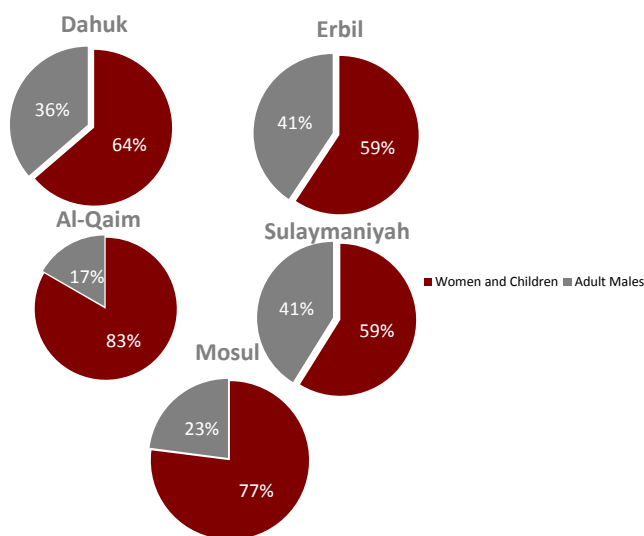
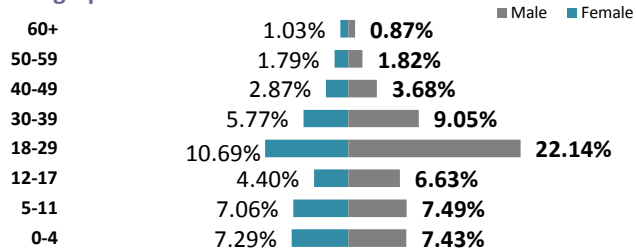


This profile is based on
and
The total is

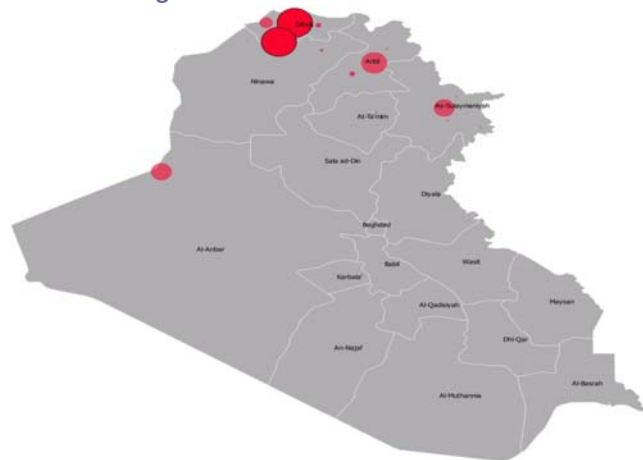
181,549
34,722
216,271

proGRES registered persons
level 1 registration (new camps population) *
individuals

Demographic Breakdown



Location of the Registration

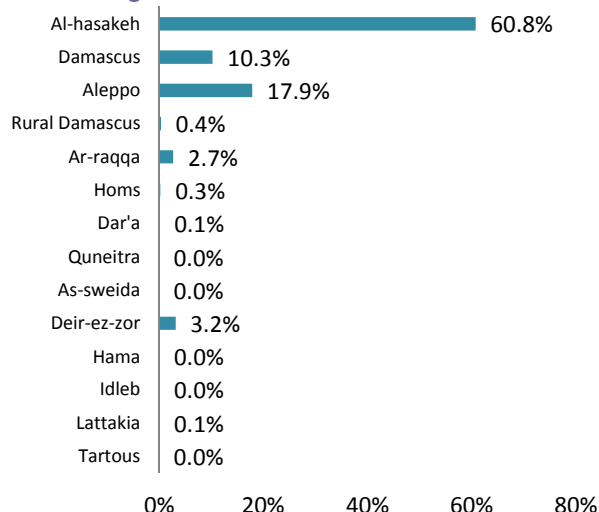


Governorate	Persons	Households	% Total
Dahuk **	108,660	37,247	50.2%
Erbil	78,952	28,684	36.5%
Sulaymaniah	22,412	9,466	10.4%
Anbar	5,102	1,281	2.4%
Mosul	281	78	0.1%
Other	864	347	0.4%
Total Iraq	216,271	77,103	100.0%

* Only age and gender break down, name of the head of household, and vulnerabilities are captured

** Includes Syrians registered in Domiz Camp

Place of origin



Camps

Camps	Persons	House holds
Domiz ***	45,000	10,000
Al-Obaidi Camp	1,911	408
Kawergosk Camp	13,201	3,640
Darashakran Camp	6,040	1,166
Qushtapa Camp	3,844	858
Arbat Camp	2,703	814
Akre	2,561	813
Basirma Camp	3,004	720
Gawilan	2,810	834
Total	81,074	19,253

*** 86,796 Syrians are registered at Domiz camp, however the camp population is estimated to be approximately 45,000.