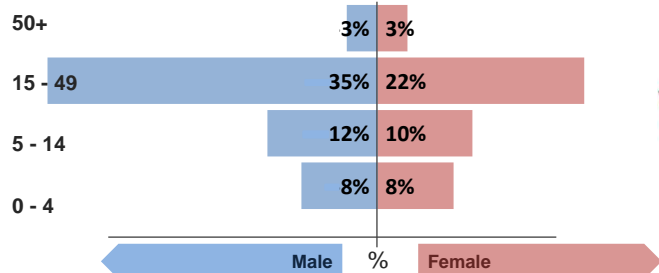


## Refugee population

Total refugee population in **reporting camps**:

47,778 §

Demographic breakdown:



## Key facts

Estimated total population living in Duhok camps:

50,734 §

\*Camps reporting health data:

Domiz  
Gawilan

Population:  
Syrian refugees

§ Source of population data:  
Estimates from UNHCR data

## Indicators at a glance

	Indicator	Standard
1	Health utilisation rate	2.4
2	Number of consultations per clinician per day	48
3	Proportion of first time antenatal visits made < 1st trimester	N/A
4	Measles vaccination rate	N/A
5	Full vaccination rate	N/A
6	Crude Mortality Rate (CMR) (/1000/month)	0.0
7	Under-five Mortality Rate (U5MR) (/1000/month)	0.0
8	Neonatal Mortality Rate (NNMR) (/1000 livebirths)	0.0

## Notes

This public health profile for Duhok camps is compiled from health data obtained from reporting agencies. Data is collected using standardised Health Information System (HIS) data collection and reporting tools and aims to be as accurate as possible.

Agencies reporting:

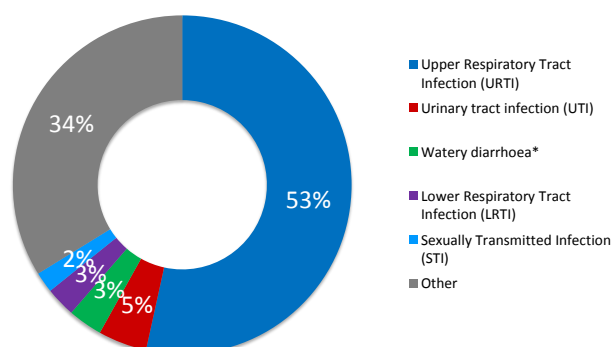
DOH-Duhok

MSF

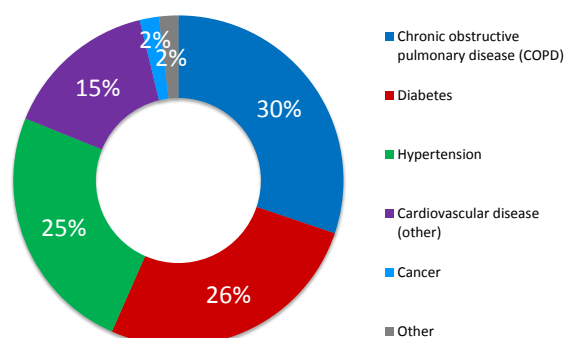
PU-AMI

## Morbidity

## Acute health conditions (%)



## Chronic health conditions (%)



## Top 5 acute health conditions

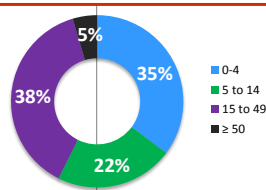
	% morbidity	# of cases
1 Upper Respiratory Tract Infection (URTI)	53%	862
2 Urinary tract infection (UTI)	5%	75
3 Watery diarrhoea*	3%	53
4 Lower Respiratory Tract Infection (LRTI)	3%	46
5 Sexually Transmitted Infection (STI)	2%	32
- Other	34%	545

## Top 5 chronic health conditions

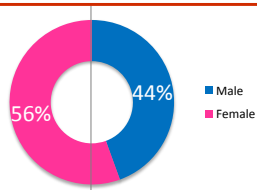
	% morbidity	# of cases
1 Chronic obstructive pulmonary disease (COPD)	30%	16
2 Diabetes	26%	14
3 Hypertension	25%	13
4 Cardiovascular disease (other)	15%	8
5 Cancer	2%	1
- Other	2%	1

## Breakdown of acute health conditions

## by age

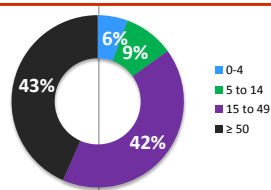


## by gender

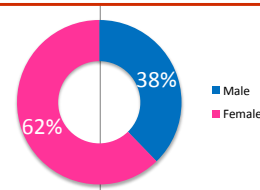


## Breakdown of chronic health conditions

## by age



## by gender



## Public Health

### Health Impact

Indicator	Standard
Crude Mortality Rate (CMR) (/1000/month)	0.0 < 1.5
Under-five Mortality Rate (U5MR) (/1000/month)	0.0 < 3.0
Neonatal Mortality Rate (NNMR) (/1000 livebirths)	0.0 < 40

### Access and utilization

No. of health facilities	1.0	1 : < 10,000
Total number of consultations	2,237	
Health utilisation rate	2.4	1 - 4
No. of consultations per trained clinician per day	48	< 50

### Reproductive health

Proportion of first time antenatal visits made < 1st trimester	N/A	≥ 90%
--	-----	-------

### Outbreak Alert and Response

Indicator	Standard
Number of outbreaks reported	0
% of outbreaks investigated within 48 hours	N/A 100%

### Laboratory

Number of laboratory samples	352
------------------------------	-----

### Immunization

Measles vaccination rate	N/A	> 95%
Full vaccination rate	N/A	> 95%
Program drop-out rate	N/A	< 10%
Vaccine wastage rate	N/A	< 8%

### Sexual and gender-based violence

Incidence of reported rape	0.0
----------------------------	-----

## Top 3 Mental health conditions

	% morbidity	# of cases
1 Epilepsy / seizures	0%	0
2 Alcohol and other substance abuse disorder	0%	0
3 Psychotic disorder	0%	0
- Other	0%	0

## Top 3 injuries

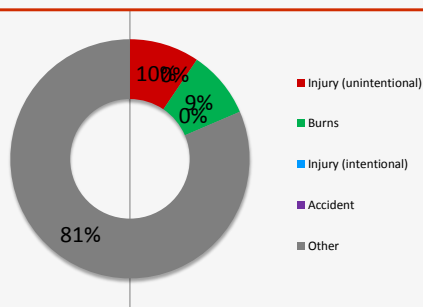
	% morbidity	# of cases
1 Injury (unintentional)	9%	54
2 Burns	9%	52
3 Injury (intentional)	0%	0
- Other	81%	465

## Breakdown of mental health conditions

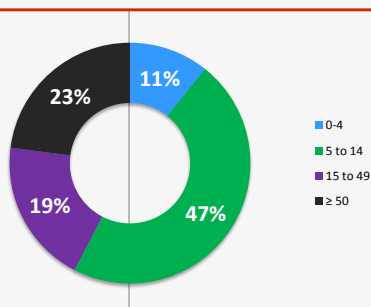
NO MENTAL HEALTH CONDITION REPORTED THIS WEEK

## Breakdown of injuries

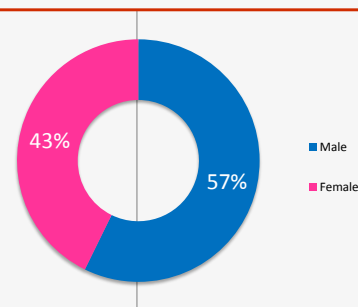
### By cause



### By age



### By gender



We gratefully acknowledge the support of the following agencies:



View interactive maps and statistics online  
<http://twine.unhcr.org>

