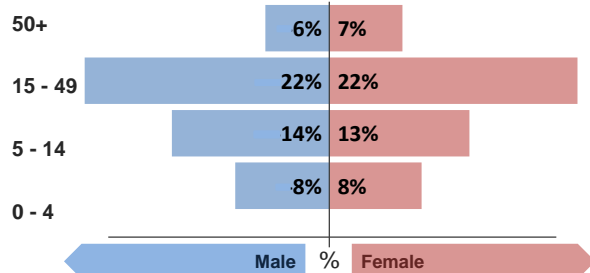


Refugee population

Total refugee population:

3,844 *

Demographic breakdown:



Qushtapa camp

Key facts

Camp opened:
August 2013Planned capacity:
7,860Area:
0.43 Km sqrPopulation:
Syrian refugees, majority from Qamishli, Diralok and Hassaka* Source of population data:
Estimates from UNHCR registration

Indicators at a glance

	Indicator	Standard
1	Health utilisation rate	6.3
2	Number of consultations per clinician per day	78
3	Proportion of first time antenatal visits made < 1st trimester	N/A
4	Measles vaccination rate	N/A
5	Full vaccination rate	N/A
6	Crude Mortality Rate (CMR) (/1000/month)	0.0
7	Under-five Mortality Rate (U5MR) (/1000/month)	0.0
8	Neonatal Mortality Rate (NNMR) (/1000 livebirths)	0.0

Notes

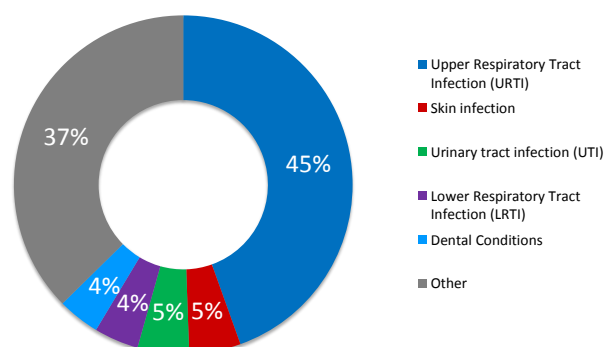
This public health profile for Qushtapa refugee camp is compiled from health data obtained from reporting agencies. Data is collected using standardised Health Information System (HIS) data collection and reporting tools and aims to be as accurate as possible.

Agencies reporting:

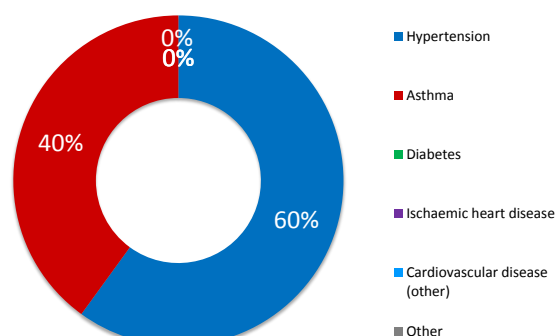
DOH - ERBIL

Morbidity

Acute health conditions (%)



Chronic health conditions (%)



Top 5 acute health conditions

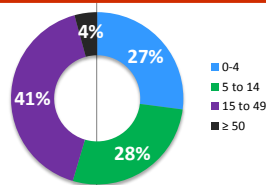
	% morbidity	# of cases
1 Upper Respiratory Tract Infection (URTI)	45%	199
2 Skin infection	5%	22
3 Urinary tract infection (UTI)	5%	22
4 Lower Respiratory Tract Infection (LRTI)	4%	19
5 Dental Conditions	4%	18
- Other	37%	167

Top 5 chronic health conditions

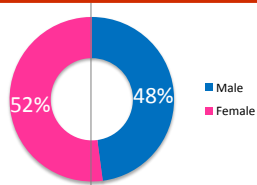
	% morbidity	# of cases
1 Hypertension	60%	3
2 Asthma	40%	2
3 Diabetes	0%	0
4 Ischaemic heart disease	0%	0
5 Cardiovascular disease (other)	0%	0
- Other	0%	0

Breakdown of acute health conditions

by age

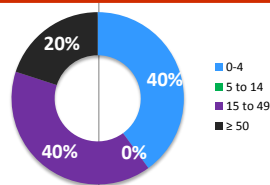


by gender

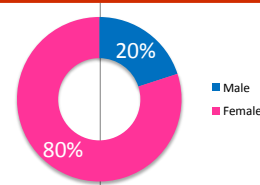


Breakdown of chronic health conditions

by age



by gender



Public Health

Health Impact

Indicator	Standard
Crude Mortality Rate (CMR) (/1000/month)	0.0 < 1.5
Under-five Mortality Rate (U5MR) (/1000/month)	0.0 < 3.0
Neonatal Mortality Rate (NNMR) (/1000 livebirths)	0.0 < 40

Access and utilization

No. of health facilities	1.0	1 : < 10,000
Total number of consultations	465	
Health utilisation rate	6.3	1 - 4
No. of consultations per trained clinician per day	78	< 50

Reproductive health

Proportion of first time antenatal visits made < 1st trimester	N/A	≥ 90%
--	-----	-------

Outbreak Alert and Response

Indicator	Standard
Number of outbreaks reported	0
% of outbreaks investigated within 48 hours	100%

Laboratory

Number of laboratory samples	0
------------------------------	---

Immunization

Measles vaccination rate	N/A	> 95%
Full vaccination rate	N/A	> 95%
Program drop-out rate	N/A	< 10%
Vaccine wastage rate	N/A	< 8%

Sexual and gender-based violence

Incidence of reported rape	0.0
----------------------------	-----

Top 3 Mental health conditions

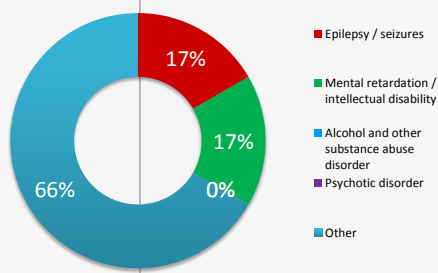
	% morbidity	# of cases
1 Epilepsy / seizures	17%	1
2 Mental retardation / intellectual disability	17%	1
3 Alcohol and other substance abuse disorder	0%	0
- Other	67%	4

Top 3 injuries

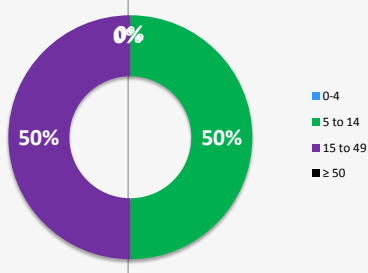
	% morbidity	# of cases
1 Burns	86%	6
2 Injury (unintentional)	14%	1
3 Injury (intentional)	0%	0
- Other	0%	0

Breakdown of mental health conditions

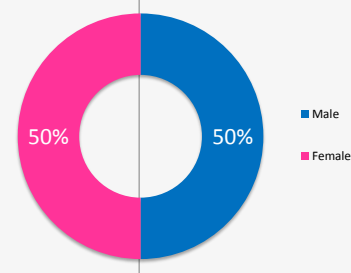
By cause



By age

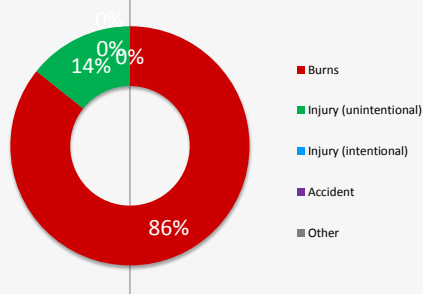


By gender

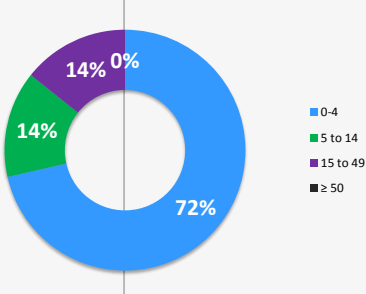


Breakdown of injuries

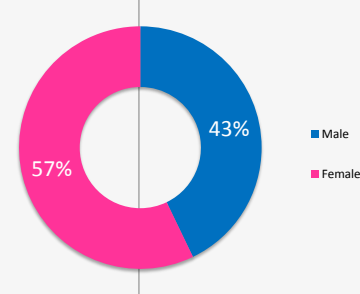
By cause



By age



By gender



We gratefully acknowledge the support of the following agencies:



View interactive maps and statistics online
<http://twine.unhcr.org>

