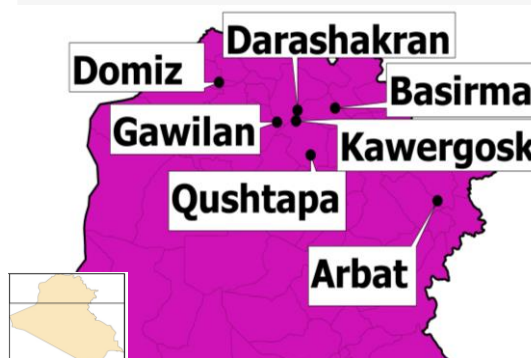
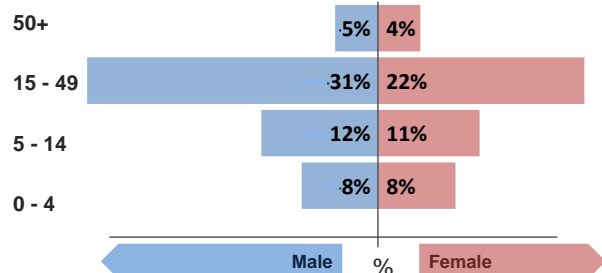


Refugee population

Total refugee population in **reporting camps**:**76,570** §

Demographic breakdown:



Key facts

Estimated total population living in camps: **79,690** §*Camps reporting health data:
Duhok: Gawilan, Domiz**Erbil: Kawergosk, Qushtapa, Darashakran, Basirma****Sulaymaniyah: Arbat**

Population:

§ Source of population data:
Estimates from UNHCR data

Indicators at a glance

1	Health utilisation rate	4.4	1 - 4
2	Number of consultations per clinician per day	56	< 50
3	Proportion of first time antenatal visits made < 1st trimester	95%	≥ 90%
4	Measles immunisation coverage	116%	> 90%
5	Polio III immunisation coverage	95%	> 90%
6	Crude Mortality Rate (CMR) (/1000/month)	0.0	< 1.5
7	Under-five Mortality Rate (U5MR) (/1000/month)	0.0	< 3.0
8	Neonatal Mortality Rate (NNMR) (/1000 livebirths)	0.0	< 40

Notes

This public health profile for Kurdistan camps is compiled from health

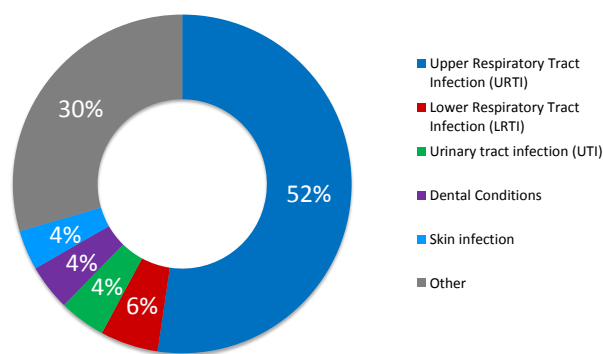
data obtained from reporting agencies. Data is collected using standardised Health Information System (HIS) data collection and reporting tools and aims to be as accurate as possible.

Agencies reporting:

PU-AMI (Gawilan)**MSF (Domiz, Kawergosk, Qushtapa)****DOH Erbil (Darashakran, Basirma)****DOH Dohuk (Gawilan, Domiz)****DOH Sulaymaniyah (Arbat)**

Morbidity

Acute health conditions (%)



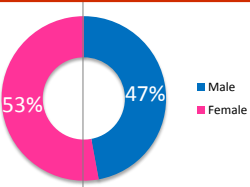
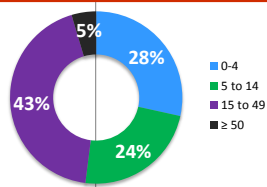
Top 5 acute health conditions

	% morbidity	# of cases
1 Upper Respiratory Tract Infection (URTI)	52%	2,913
2 Lower Respiratory Tract Infection (LRTI)	6%	308
3 Urinary tract infection (UTI)	4%	247
4 Dental Conditions	4%	244
5 Skin infection	4%	212
- Other	30%	1,642

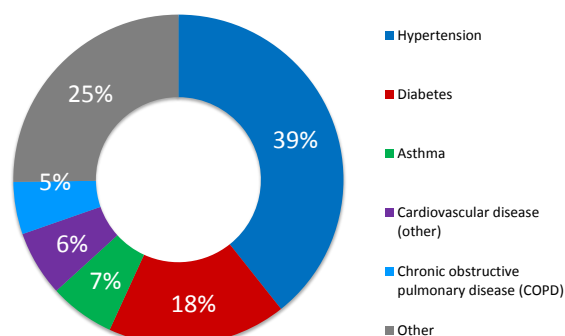
Breakdown of acute health conditions

by age

by gender



Chronic health conditions (%)



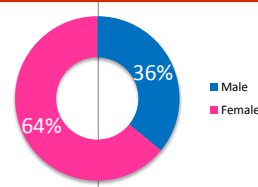
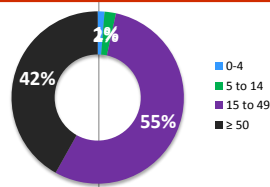
Top 5 chronic health conditions

	% morbidity	# of cases
1 Hypertension	39%	92
2 Diabetes	18%	41
3 Asthma	6%	15
4 Cardiovascular disease (other)	6%	15
5 Chronic obstructive pulmonary disease (COPD)	5%	12
- Other	25%	59

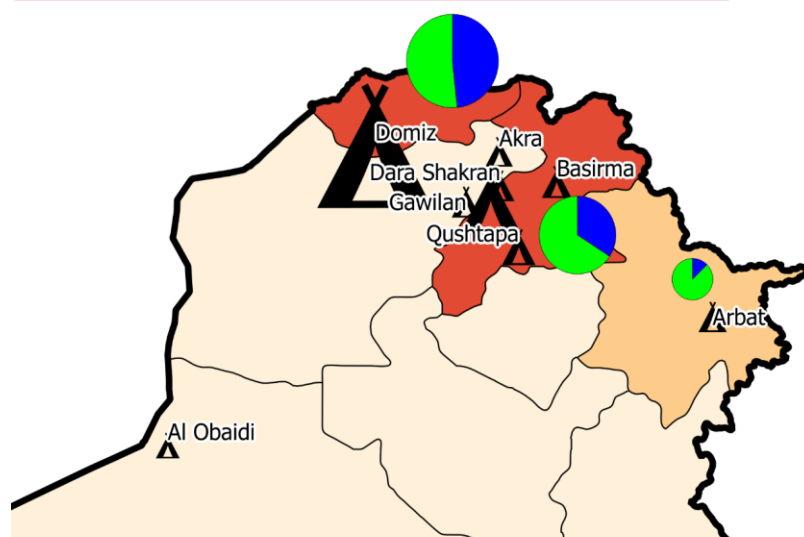
Breakdown of chronic health conditions

by age

by gender



Kurdistan camps at a glance

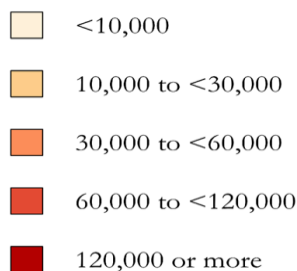


1 Population

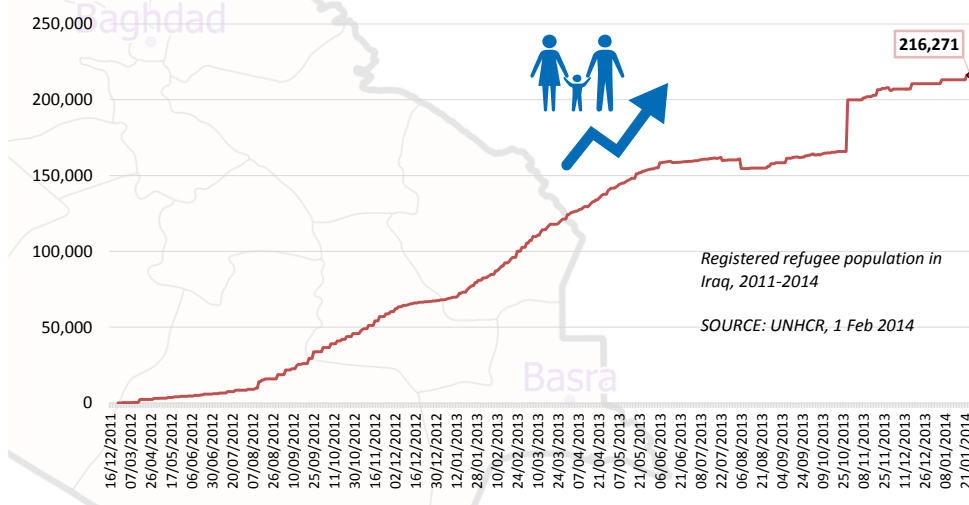
Arbat	2703
Basirma	3004
Darashakran	6040
Domiz	44968
Gawilan	2810
Kawergosk	13201
Qushtapa	3844

Refugee population

by governorate



Refugee camp
 Non-camp refugees
 Camp refugees



2

Health utilisation rate¹

Arbat	7.7
Basirma	17.9
Darashakran	7.6
Domiz	2.2
Gawilan	10.3
Kawergosk	4.4
Qushtapa	6.7

3

Consultations per clinician per day

Arbat	57
Basirma	148
Darashakran	42
Domiz	55
Gawilan	46
Kawergosk	40
Qushtapa	83

4

Incidence of ARI²

Arbat	82.9
Basirma	170.4
Darashakran	70.0
Domiz	18.4
Gawilan	90.7
Kawergosk	54.2
Qushtapa	68.7

5

Incidence³ of diarrhoea

Arbat	1.5
Basirma	9.0
Darashakran	1.8
Domiz	0.4
Gawilan	5.3
Kawergosk	1.8
Qushtapa	3.6

6

Proportion of consultations due to NCDs

Arbat	3%
Basirma	2%
Darashakran	9%
Domiz	3%
Gawilan	3%
Kawergosk	6%
Qushtapa	1%

7

Estimated routine polio III immunisation coverage (<1 year)

Arbat	N/A
Basirma	80%
Darashakran	78%
Domiz	N/A
Gawilan	NAD
Kawergosk	108%
Qushtapa	89%

NOTES

1. Health utilisation rate estimates the number of consultations per refugee per year

2. ARI: Acute respiratory infections. It includes both lower and upper respiratory infections

3. Incidence in this report is number of consultations for acute illness per 1000 refugees per week

NAD: No adequate data available to conduct estimation; N/A: data not available; NCD: Non-communicable diseases (e.g. diabetes, hypertension, heart diseases)

Public Health

Health Impact	Indicator	Standard	Outbreak Alert and Response	Indicator	Standard
Crude Mortality Rate (CMR) (/1000/month)	0.0	< 1.5	Number of outbreaks reported	0	
Under-five Mortality Rate (U5MR) (/1000/month)	0.0	< 3.0	% of outbreaks investigated within 48 hours	N/A	100%
Neonatal Mortality Rate (NNMR) (/1000 livebirths)	0.0	< 40	Routine immunization		
Access and utilization			BCG immunisation coverage	61%	> 90%
No. of health facilities	1.0	1 : < 10,000	DPT 1 immunisation coverage	77%	> 90%
Total number of consultations	6,410		Measles immunisation coverage	116%	> 90%
Health utilisation rate	4.4	1 - 4	Polio III immunisation coverage	95%	> 90%
No. of consultations per trained clinician per day	56	< 50	MMR immunisation coverage	118%	> 90%
Reproductive health			Vitamin A coverage	97%	> 90%
Sexual and gender-based violence					
Proportion of first time antenatal visits made < 1st trimester	95%	≥ 90%	Incidence of reported rape	0.0	

Top 3 Mental health conditions

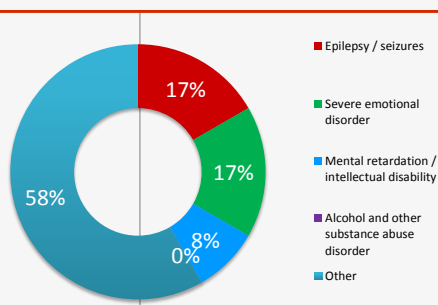
	% morbidity	# of cases
1 Epilepsy / seizures	17%	2
2 Severe emotional disorder	17%	2
3 Mental retardation / intellectual disability	8%	1
- Other	58%	7

Top 3 injuries

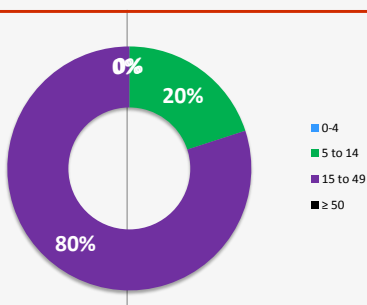
	% morbidity	# of cases
1 Injury (unintentional)	18%	105
2 Burns	15%	89
3 Injury (intentional)	0%	1
- Other	67%	403

Breakdown of mental health conditions

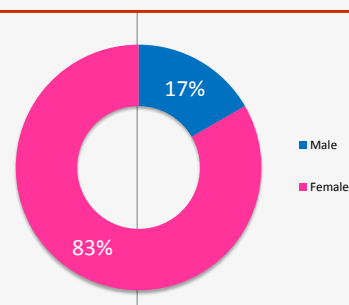
By cause



By age

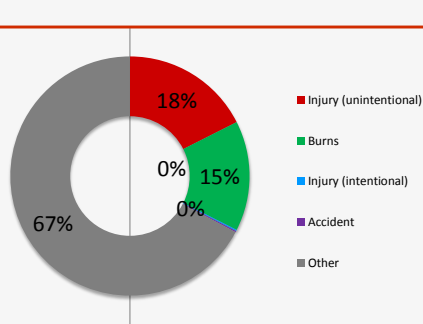


By gender

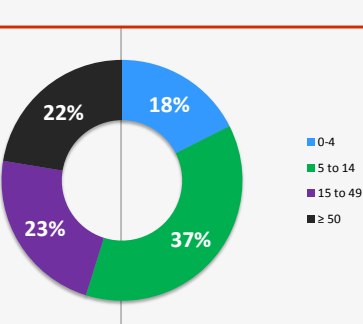


Breakdown of injuries

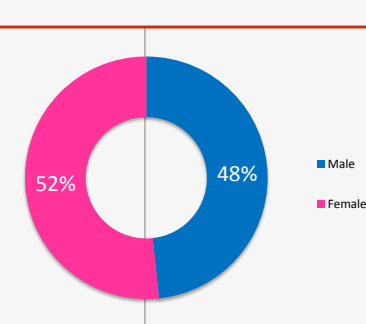
By cause



By age



By gender



We gratefully acknowledge the support of the following agencies:



View interactive maps and statistics online
<http://twine.unhcr.org>

