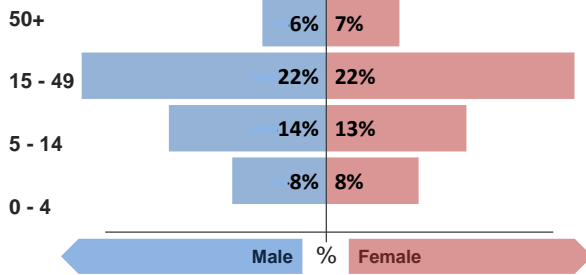


Refugee population

Total refugee population:

3,844 *

Demographic breakdown:



Qushtapa camp



Key facts

Camp opened:
August 2013Planned capacity:
7,860Area:
0.43 Km sqrPopulation:
Syrian refugees, majority from Qamishli, Diralok and Hassaka* Source of population data:
Estimates from UNHCR registration

Indicators at a glance

	Indicator	Standard
1	Health utilisation rate	2.6
2	Number of consultations per clinician per day	33
3	Proportion of first time antenatal visits made < 1st trimester	N/A
4	Measles immunisation coverage	111%
5	Polio III immunisation coverage	89%
6	Crude Mortality Rate (CMR) (/1000/month)	0.0
7	Under-five Mortality Rate (U5MR) (/1000/month)	0.0
8	Neonatal Mortality Rate (NNMR) (/1000 livebirths)	0.0

Notes

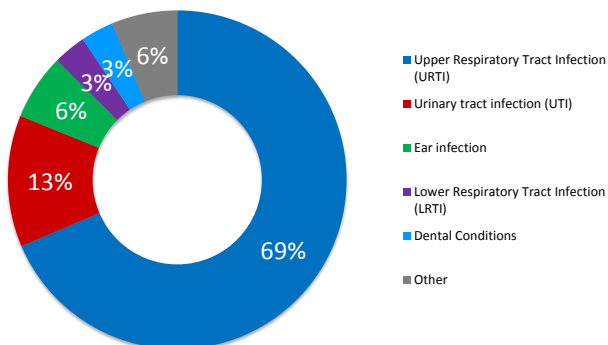
This public health profile for Qushtapa refugee camp is compiled from health data obtained from reporting agencies. Data is collected using standardised Health Information System (HIS) data collection and reporting tools and aims to be as accurate as possible.

Agencies reporting:

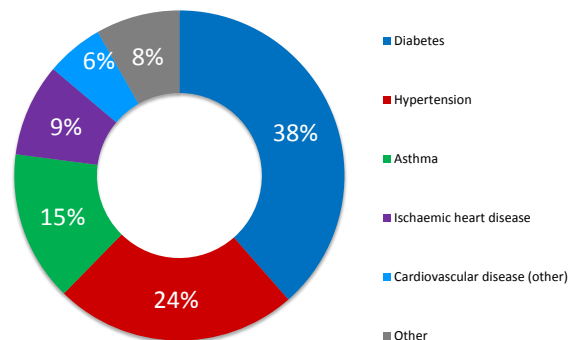
DOH - ERBIL

Morbidity

Acute health conditions (%)



Chronic health conditions (%)



Top 5 acute health conditions

	% morbidity	# of cases
1 Upper Respiratory Tract Infection (URTI)	69%	131
2 Urinary tract infection (UTI)	13%	24
3 Ear infection	6%	12
4 Lower Respiratory Tract Infection (LRTI)	3%	6
5 Dental Conditions	3%	6
- Other	6%	12

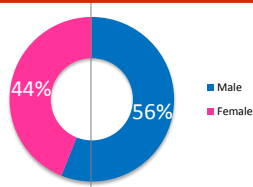
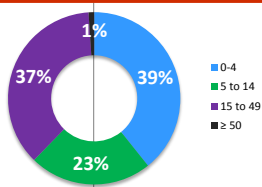
Top 5 chronic health conditions

	% morbidity	# of cases
1 Diabetes	0%	0
2 Hypertension	0%	0
3 Asthma	0%	0
4 Ischaemic heart disease	0%	0
5 Cardiovascular disease (other)	0%	0
- Other	0%	0

Breakdown of acute health conditions

by age

by gender



Breakdown of chronic health conditions

by age

by gender

NO CHRONIC CONDITIONS REPORTED THIS WEEK

Public Health

Health Impact

Indicator	Standard
Crude Mortality Rate (CMR) (/1000/month)	0.0 < 1.5
Under-five Mortality Rate (U5MR) (/1000/month)	0.0 < 3.0
Neonatal Mortality Rate (NNMR) (/1000 livebirths)	0.0 < 40

Access and utilization

No. of health facilities	1.0	1 : < 10,000
Total number of consultations	195	
Health utilisation rate	2.6	1 - 4
No. of consultations per trained clinician per day	33	< 50

Reproductive health

Proportion of first time antenatal visits made < 1st trimester	N/A	≥ 90%
--	-----	-------

Outbreak Alert and Response

Number of outbreaks reported	0	
% of outbreaks investigated within 48 hours	N/A	100%
Routine immunization		
BCG immunisation coverage	94%	> 90%
DPT 1 immunisation coverage	61%	> 90%
Measles immunisation coverage	111%	> 90%
Polio III immunisation coverage	89%	> 90%
MMR immunisation coverage	67%	> 90%
Vitamin A coverage	69%	> 90%

Sexual and gender-based violence

Incidence of reported rape	0.0
----------------------------	-----

Top 3 Mental health conditions

	% morbidity	# of cases
1 Epilepsy / seizures	0%	0
2 Alcohol and other substance abuse disorder	0%	0
3 Psychotic disorder	0%	0
- Other	0%	0

Top 3 injuries

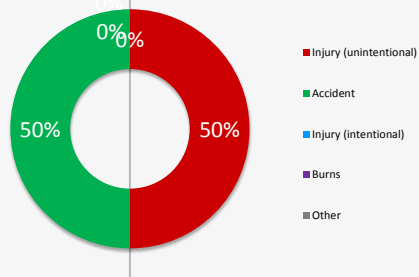
	% morbidity	# of cases
1 Injury (unintentional)	50%	2
2 Accident	50%	2
3 Injury (intentional)	0%	0
- Other	0%	0

Breakdown of mental health conditions

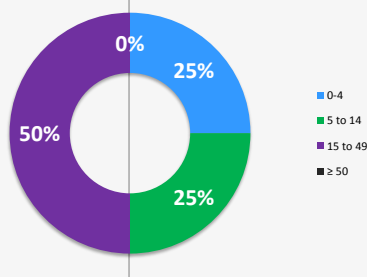
NO MENTAL HEALTH CONDITIONS REPORTED THIS WEEK

Breakdown of injuries

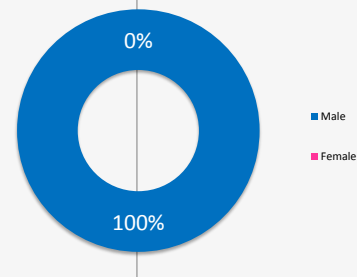
By cause



By age



By gender



We gratefully acknowledge the support of the following agencies:



View interactive maps and statistics online
<http://twine.unhcr.org>

