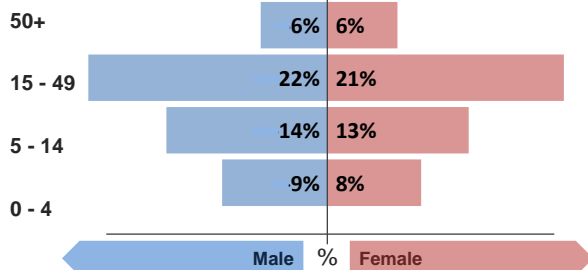


Refugee population

Total refugee population:

3,004 *

Demographic breakdown:



Key facts

Camp opened:
August 2013Planned capacity:
4,580Area:
0.15 Km sqrPopulation:
Syrian refugees, majority
from Qamishli and Hasak* Source of population data:
Estimates from UNHCR
registration

Indicators at a glance

1	Health utilisation rate	15.2	1 - 4
2	Number of consultations per clinician per day	63	< 50
3	Proportion of first time antenatal visits made < 1st trimester	N/A	≥ 90%
4	Measles immunisation coverage	29%	> 90%
5	Polio III immunisation coverage	76%	> 90%
6	Crude Mortality Rate (CMR) (/1000/month)	0.0	< 1.5
7	Under-five Mortality Rate (U5MR) (/1000/month)	0.0	< 3.0
8	Neonatal Mortality Rate (NNMR) (/1000 livebirths)	0.0	< 40

Notes

HIGHLIGHTS

Health utilisation rate and consultations per clinician per day elevated.

Upper respiratory tract infections remains the major cause of morbidity.

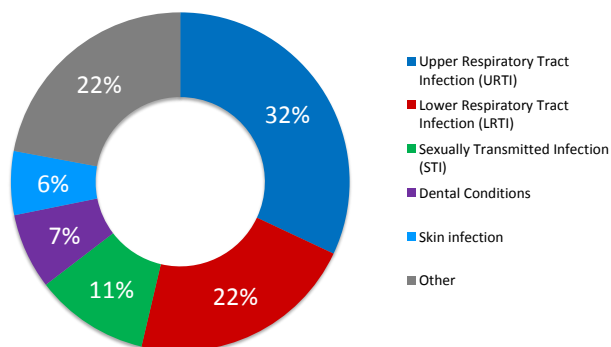
This public health profile for the refugee camp is compiled from health data obtained from reporting agencies. Data is collected using standardised Health Information System (HIS) data collection and reporting tools and aims to be as accurate as possible.

Agencies reporting:

DOH Erbil

Morbidity

Acute health conditions (%)

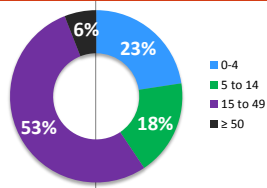


Top 5 acute health conditions

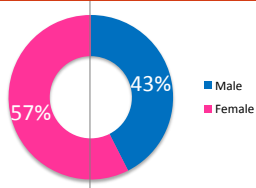
	% morbidity	# of cases
1 Upper Respiratory Tract Infection (URTI)	32%	252
2 Lower Respiratory Tract Infection (LRTI)	22%	171
3 Sexually Transmitted Infection (STI)	11%	86
4 Dental Conditions	7%	57
5 Skin infection	6%	48
- Other	22%	174

Breakdown of acute health conditions

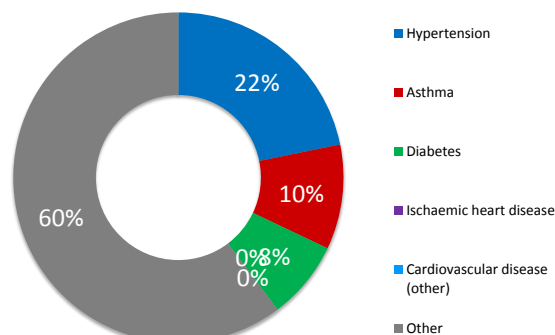
by age



by gender



Chronic health conditions (%)

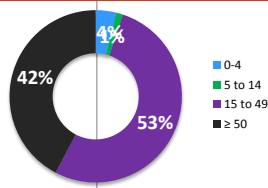


Top 5 chronic health conditions

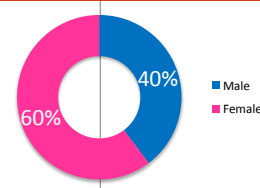
	% morbidity	# of cases
1 Hypertension	22%	17
2 Asthma	10%	8
3 Diabetes	8%	6
4 Ischaemic heart disease	0%	0
5 Cardiovascular disease (other)	0%	0
- Other	60%	47

Breakdown of chronic health conditions

by age



by gender



Public Health

Health Impact

Indicator	Standard
Crude Mortality Rate (CMR) (/1000/month)	0.0 < 1.5
Under-five Mortality Rate (U5MR) (/1000/month)	0.0 < 3.0
Neonatal Mortality Rate (NNMR) (/1000 livebirths)	0.0 < 40

Access and utilization

No. of health facilities	1.0	1 : < 10,000
Total number of consultations	879	
Health utilisation rate	15.2	1 - 4
No. of consultations per trained clinician per day	63	< 50

Reproductive health

Proportion of first time antenatal visits made < 1st trimester	N/A	≥ 90%
--	-----	-------

Outbreak Alert and Response

Indicator	Standard
Number of outbreaks reported	0
% of outbreaks investigated within 48 hours	N/A 100%
Routine immunization	
BCG immunisation coverage	53% > 90%
DPT 1 immunisation coverage	35% > 90%
Measles immunisation coverage	29% > 90%
Polio III immunisation coverage	76% > 90%
MMR immunisation coverage	70% > 90%
Vitamin A coverage	58% > 90%

Sexual and gender-based violence

Incidence of reported rape	0.0
----------------------------	-----

Top 3 Mental health conditions

	% morbidity	# of cases
1 Epilepsy / seizures	100%	1
2 Alcohol and other substance abuse disorder	0%	0
3 Psychotic disorder	0%	0
- Other	0%	0

Top 3 injuries

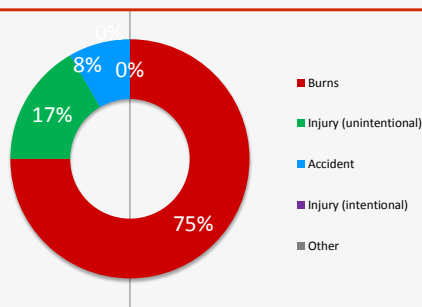
	% morbidity	# of cases
1 Burns	75%	9
2 Injury (unintentional)	17%	2
3 Accident	8%	1
- Other	0%	0

Breakdown of mental health conditions

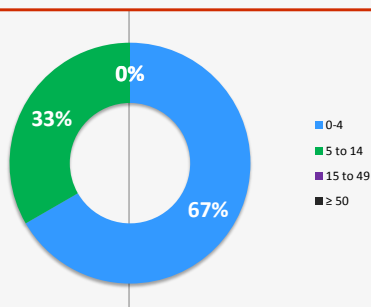
NO MENTAL HEALTH CONDITIONS REPORTED THIS WEEK

Breakdown of injuries

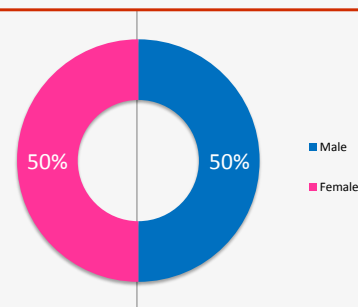
By cause



By age



By gender



We gratefully acknowledge the support of the following agencies:



View interactive maps and statistics online
<http://twine.unhcr.org>

