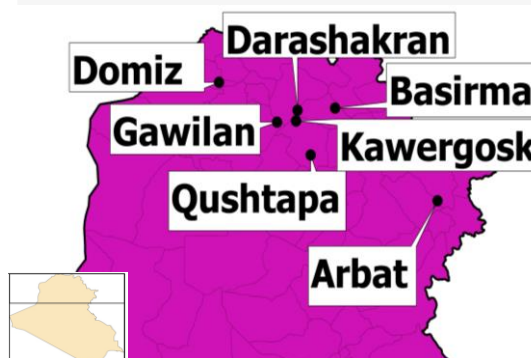
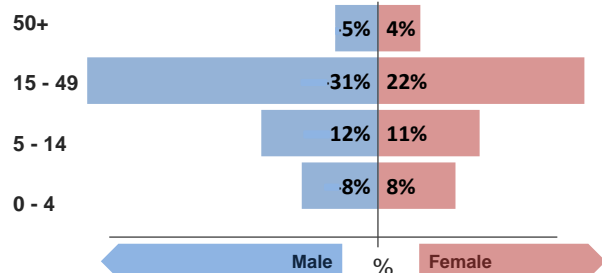


Refugee population

Total refugee population in **reporting camps**:**76,570** §

Demographic breakdown:



Key facts

Estimated total population living in camps: **79,690** §*Camps reporting health data:
Duhok: Gawilan, Domiz**Erbil: Kawergosk, Qushtapa, Darashakran, Basirma****Sulaymaniyah: Arbat**

Population:

§ Source of population data:
Estimates from UNHCR data

Indicators at a glance

	Indicator	Standard
1	Health utilisation rate	3.9 1 - 4
2	Number of consultations per clinician per day	52 < 50
3	Proportion of first time antenatal visits made < 1st trimester	97% ≥ 90%
4	Measles immunisation coverage	80% > 90%
5	Polio III immunisation coverage	82% > 90%
6	Crude Mortality Rate (CMR) (/1000/month)	0.1 < 1.5
7	Under-five Mortality Rate (U5MR) (/1000/month)	0.0 < 3.0
8	Neonatal Mortality Rate (NNMR) (/1000 livebirths)	0.0 < 40

Notes

This public health profile for Kurdistan camps is compiled from health

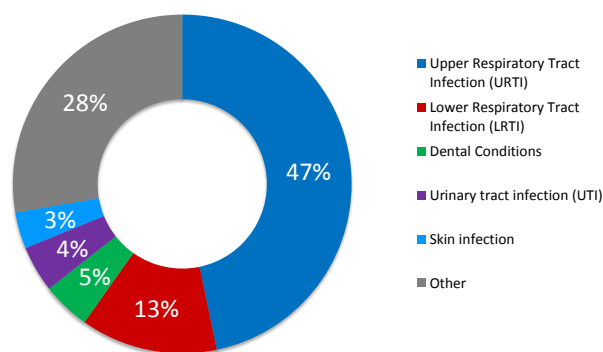
data obtained from reporting agencies. Data is collected using standardised Health Information System (HIS) data collection and reporting tools and aims to be as accurate as possible.

Agencies reporting:

PU-AMI (Gawilan)**MSF (Domiz, Kawergosk, Qushtapa)****DOH Erbil (Darashakran, Basirma)****DOH Dohuk (Gawilan, Domiz)****DOH Sulaymaniyah (Arbat)**

Morbidity

Acute health conditions (%)



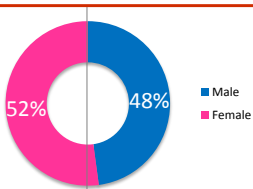
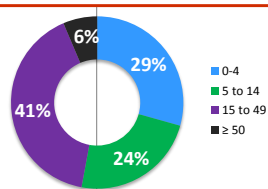
Top 5 acute health conditions

	% morbidity	# of cases
1 Upper Respiratory Tract Infection (URTI)	47%	2,290
2 Lower Respiratory Tract Infection (LRTI)	13%	640
3 Dental Conditions	5%	225
4 Urinary tract infection (UTI)	4%	217
5 Skin infection	3%	171
- Other	28%	1,357

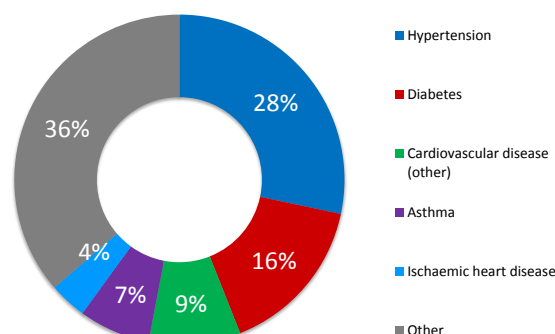
Breakdown of acute health conditions

by age

by gender



Chronic health conditions (%)



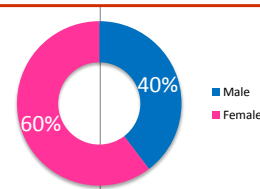
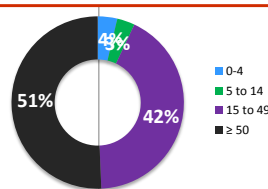
Top 5 chronic health conditions

	% morbidity	# of cases
1 Hypertension	28%	85
2 Diabetes	16%	47
3 Cardiovascular disease (other)	9%	27
4 Asthma	7%	21
5 Ischaemic heart disease	4%	11
- Other	36%	109

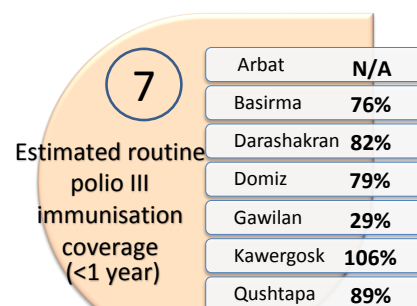
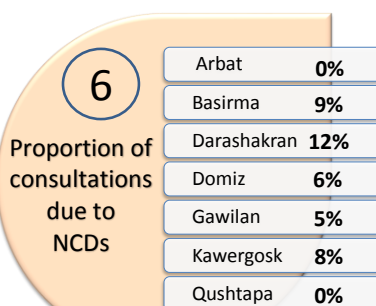




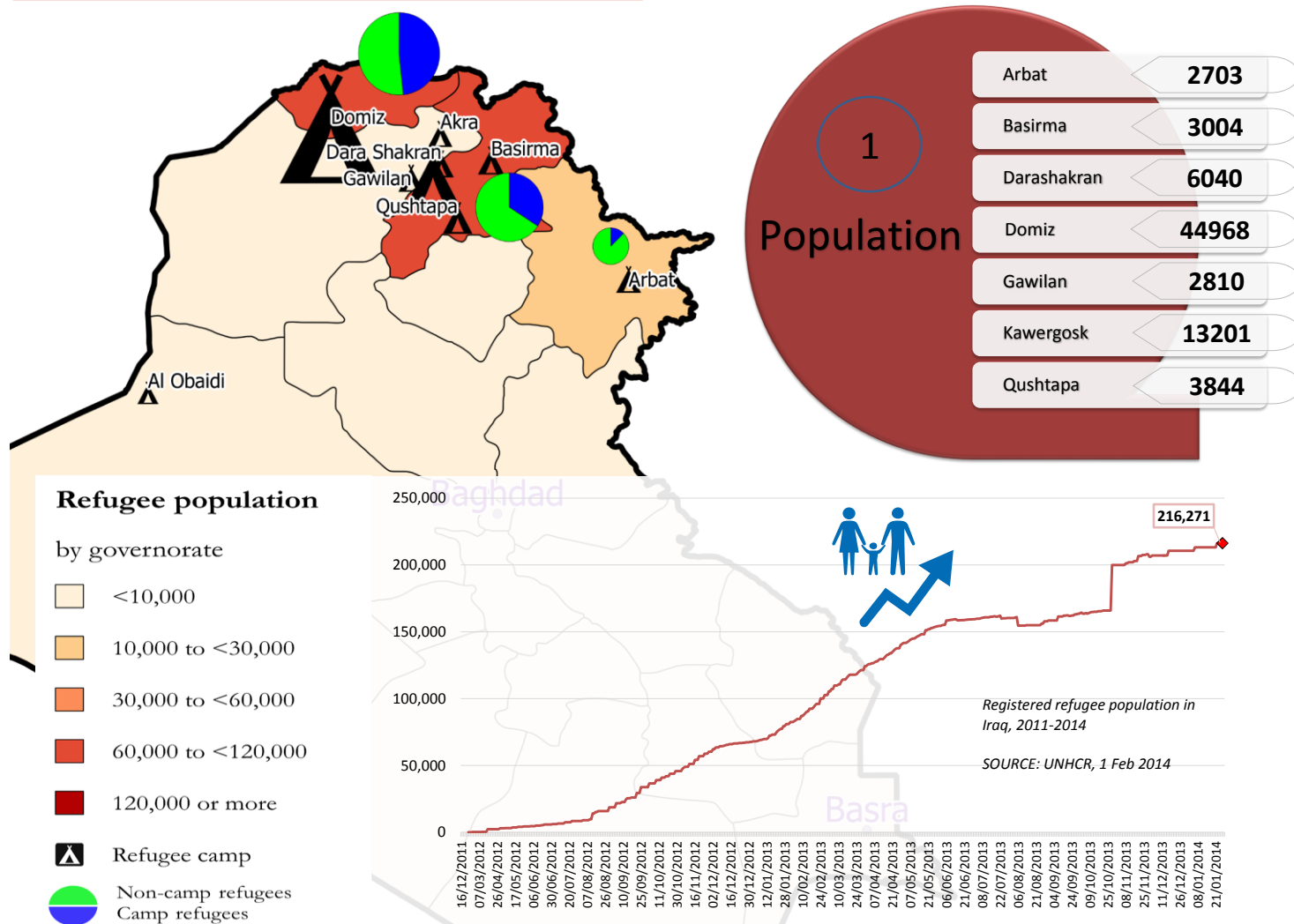
Breakdown of chronic health conditions

by age

by gender



Kurdistan camps at a glance



NOTES

1. Health utilisation rate estimates the number of consultations per refugee per year

2. ARI: Acute respiratory infections. It includes both lower and upper respiratory infections

3. Incidence in this report is number of consultations for acute illness per 1000 refugees per week

NAD: No adequate data available to conduct estimation; N/A: data not available; NCD: Non-communicable diseases (e.g. diabetes, hypertension, heart diseases)

Public Health

Health Impact	Indicator	Standard	Outbreak Alert and Response	Indicator	Standard
Crude Mortality Rate (CMR) (/1000/month)	0.1	< 1.5	Number of outbreaks reported	0	
Under-five Mortality Rate (U5MR) (/1000/month)	0.0	< 3.0	% of outbreaks investigated within 48 hours	N/A	100%
Neonatal Mortality Rate (NNMR) (/1000 livebirths)	0.0	< 40	Routine immunization		
Access and utilization			BCG immunisation coverage	82%	> 90%
No. of health facilities	1.0	1 : < 10,000	DPT 1 immunisation coverage	93%	> 90%
Total number of consultations	5,784		Measles immunisation coverage	80%	> 90%
Health utilisation rate	3.9	1 - 4	Polio III immunisation coverage	82%	> 90%
No. of consultations per trained clinician per day	52	< 50	MMR immunisation coverage	97%	> 90%
			Vitamin A coverage	NR	> 90%
Reproductive health			Sexual and gender-based violence		
Proportion of first time antenatal visits made < 1st trimester	97%	≥ 90%	Incidence of reported rape	0.0	

Top 3 Mental health conditions

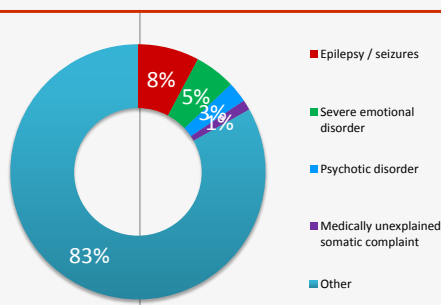
	% morbidity	# of cases
1 Epilepsy / seizures	8%	6
2 Severe emotional disorder	5%	4
3 Psychotic disorder	3%	2
- Other	84%	65

Top 3 injuries

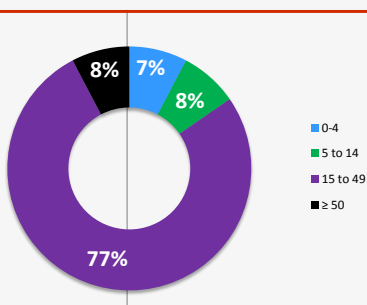
	% morbidity	# of cases
1 Injury (unintentional)	14%	72
2 Burns	12%	61
3 Injury (intentional)	2%	9
- Other	72%	365

Breakdown of mental health conditions

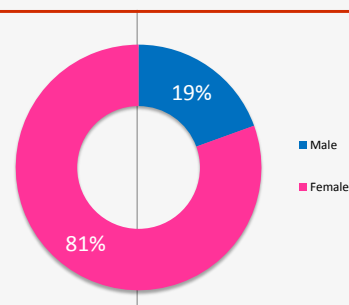
By cause



By age

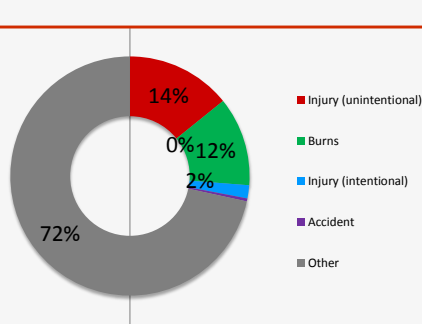


By gender

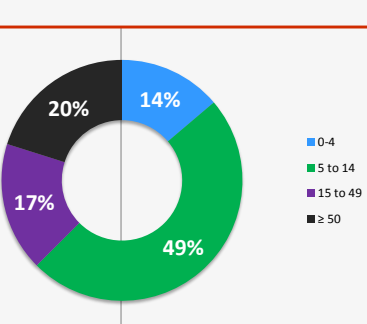


Breakdown of injuries

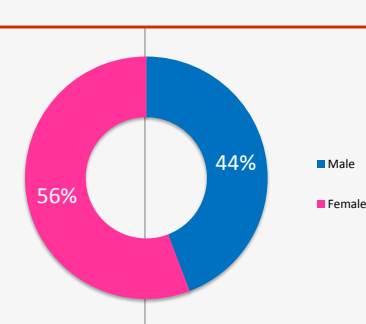
By cause



By age



By gender



We gratefully acknowledge the support of the following agencies:



View interactive maps and statistics online
<http://twine.unhcr.org>

