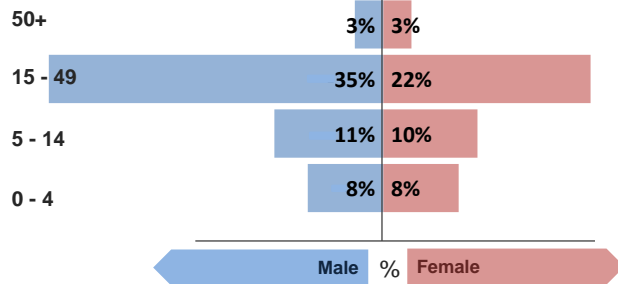


## Refugee population

Total refugee population:  
Demographic breakdown:

44968 \*



## Key facts

Camp opened:  
**April 2012**

Planned capacity:  
**27,000**

Area:  
**1.14 Km sqr**

Population:  
**Syrian refugees, majority from fleeing from areas populated by Kurds**

\* Source of population data: UNHCR estimate. Registered population is 85905, however many thought to live outside the camp perimeter. Proportions are for registered population

## Indicators at a glance

	Indicator	Standard
1	Health utilisation rate	2.5
2	Number of consultations per clinician per day	34
3	Proportion of first time antenatal visits made < 1st trimester	100%
4	Measles immunisation coverage	59%
5	Polio III immunisation coverage	79%
6	Crude Mortality Rate (CMR) (/1000/month)	0.0
7	Under-five Mortality Rate (U5MR) (/1000/month)	0.0
8	Neonatal Mortality Rate (NNMR) (/1000 livebirths)	0.0

## Notes

**HIGHLIGHTS THIS WEEK**  
NONE

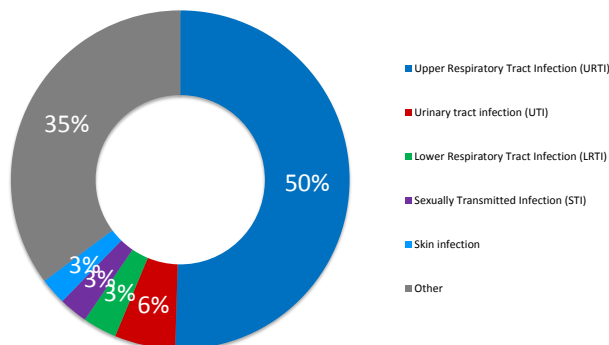
*This public health profile for Domiz refugee camp is compiled from health data obtained from reporting agencies. Data is collected using standardised Health Information System (HIS) data collection and reporting tools and aims to be as accurate as possible.*

Agencies reporting:

**MSF**  
**IMC**  
**DOH**

## Morbidity

## Acute health conditions (%)

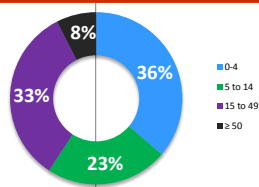


## Top 5 acute health conditions

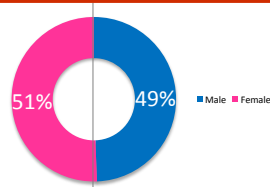
	% morbidity	# of cases
1 Upper Respiratory Tract Infection (URTI)	50%	792
2 Urinary tract infection (UTI)	6%	91
3 Lower Respiratory Tract Infection (LRTI)	3%	51
4 Sexually Transmitted Infection (STI)	3%	43
5 Skin infection	3%	40
- Other	35%	552

Breakdown of acute health conditions

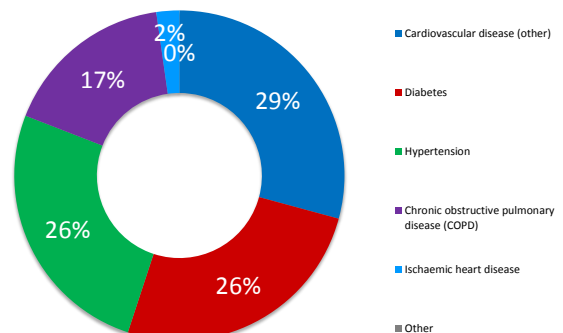
by age



by gender



## Chronic health conditions (%)

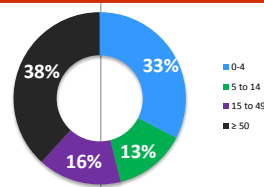


## Top 5 chronic health conditions

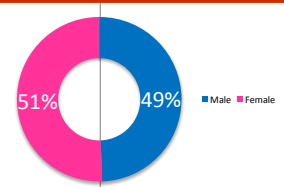
	% morbidity	# of cases
1 Cardiovascular disease (other)	29%	26
2 Diabetes	26%	23
3 Hypertension	26%	23
4 Chronic obstructive pulmonary disease (COPD)	17%	15
5 Ischaemic heart disease	2%	2
- Other	0%	0

Breakdown of chronic health conditions

by age



by gender



## Public Health

### Health Impact

Indicator	Standard
Crude Mortality Rate (CMR) (/1000/month)	0.0 < 1.5
Under-five Mortality Rate (U5MR) (/1000/month)	0.0 < 3.0
Neonatal Mortality Rate (NNMR) (/1000 livebirths)	0.0 < 40

### Access and utilization

No. of health facilities	1.0	1 : < 10,000
Total number of consultations	2,154	
Health utilisation rate	2.5	1 - 4
No. of consultations per trained clinician per day	34	< 50

### Reproductive health

Proportion of first time antenatal visits made < 1st trimester	100%	≥ 90%
--	------	-------

### Outbreak Alert and Response

Indicator	Standard
Number of outbreaks reported	0
% of outbreaks investigated within 48 hours	N/A 100%
<b>Routine immunization</b>	
BCG immunisation coverage	92% > 90%
DPT 1 immunisation coverage	109% > 90%
Measles immunisation coverage	59% > 90%
Polio III immunisation coverage	79% > 90%
MMR immunisation coverage	78% > 90%
Vitamin A coverage	64% > 90%

### Sexual and gender-based violence

Incidence of reported rape	0.0
----------------------------	-----

## Top 3 Mental health conditions

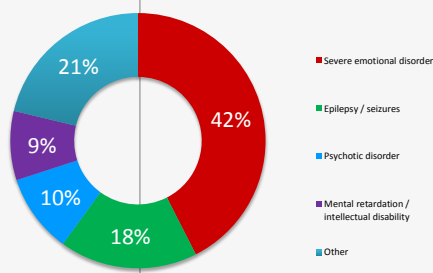
	% morbidity	# of cases
1 Severe emotional disorder	42%	34
2 Epilepsy / seizures	17%	14
3 Psychotic disorder	10%	8
- Other	30%	24

## Top 3 injuries

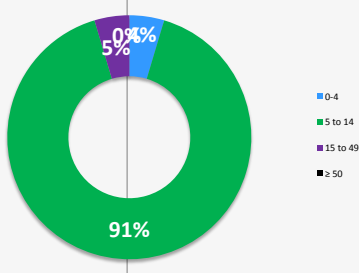
	% morbidity	# of cases
1 Injury (unintentional)	20%	83
2 Burns	12%	48
3 Accident	0%	2
- Other	68%	283

## Breakdown of mental health conditions

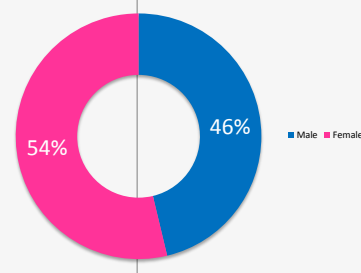
### By cause



### By age

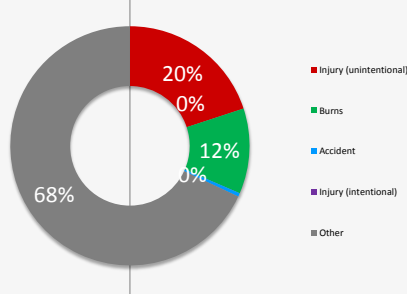


### By gender

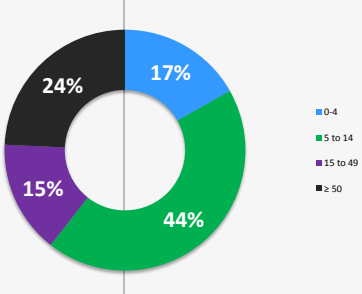


## Breakdown of injuries

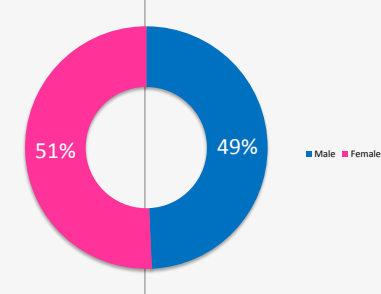
### By cause



### By age



### By gender



We gratefully acknowledge the support of the following agencies:



View interactive maps and statistics online  
<http://twine.unhcr.org>

