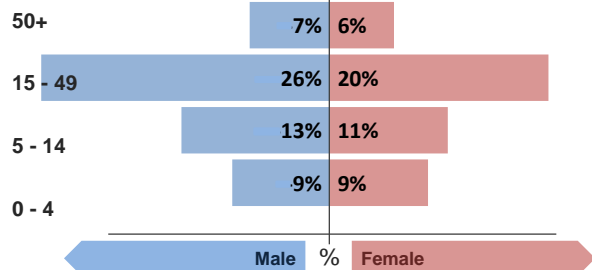


Refugee population

Total refugee population:

2810 *

Demographic breakdown:



Gawilan camp



Key facts

Camp opened:
September 2013Planned capacity:
10,000Area:
1.15 Km sqPopulation:
Syrian refugees, majority from Qamishli* Source of population data:
Estimates from UNHCR registration

Indicators at a glance

	Indicator	Standard
1	Health utilisation rate	10.3
2	Number of consultations per clinician per day	46
3	Proportion of first time antenatal visits made < 1st trimester	58%
4	Measles immunisation coverage	69%
5	Polio III immunisation coverage	26%
6	Crude Mortality Rate (CMR) (/1000/month)	1.4
7	Under-five Mortality Rate (U5MR) (/1000/month)	0.0
8	Neonatal Mortality Rate (NNMR) (/1000 livebirths)	0.0

Notes

HIGHLIGHTS THIS WEEK

Health facility utilisation rate, above expected range.

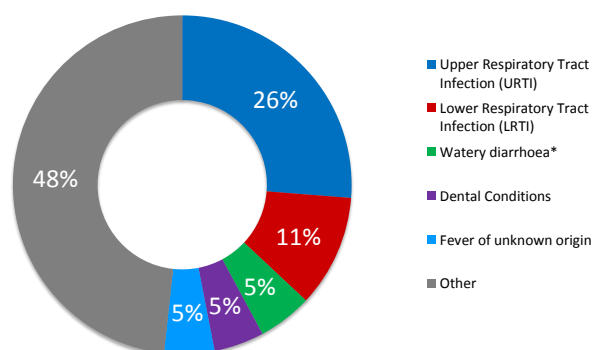
This public health profile for Gawilan refugee camp is compiled from health data obtained from reporting agencies. Data is collected using standardised Health Information System (HIS) data collection and reporting tools and aims to be as accurate as possible.

Agencies reporting:

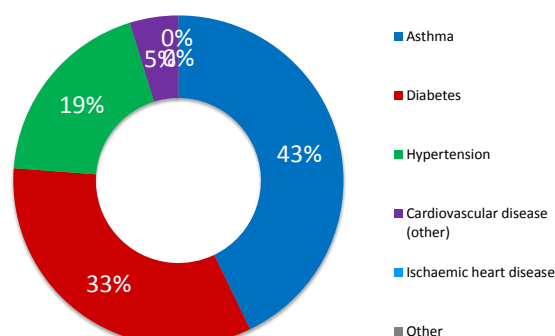
**PU-AMI
DOH - Dohuk**

Morbidity

Acute health conditions (%)



Chronic health conditions (%)



Top 5 acute health conditions

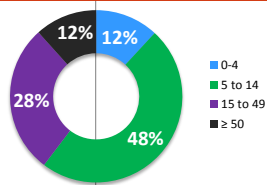
	% morbidity	# of cases
1 Upper Respiratory Tract Infection (URTI)	26%	137
2 Lower Respiratory Tract Infection (LRTI)	11%	56
3 Watery diarrhoea*	5%	27
4 Dental Conditions	5%	25
5 Fever of unknown origin	5%	25
- Other	48%	252

Top 5 chronic health conditions

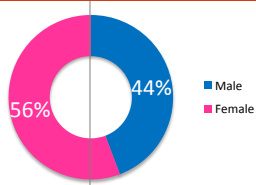
	% morbidity	# of cases
1 Asthma	43%	9
2 Diabetes	33%	7
3 Hypertension	19%	4
4 Cardiovascular disease (other)	5%	1
5 Ischaemic heart disease	0%	0
- Other	0%	0

Breakdown of acute health conditions

by age

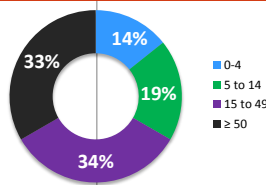


by gender

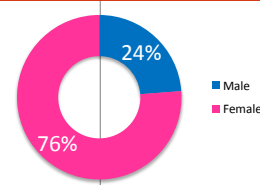


Breakdown of chronic health conditions

by age



by gender



Public Health

Health Impact

	Indicator	Standard
Crude Mortality Rate (CMR) (/1000/month)	1.4	< 1.5
Under-five Mortality Rate (U5MR) (/1000/month)	0.0	< 3.0
Neonatal Mortality Rate (NNMR) (/1000 livebirths)	0.0	< 40

Access and utilization

No. of health facilities	1.0	1 : < 10,000
Total number of consultations	555	
Health utilisation rate	10.3	1 - 4
No. of consultations per trained clinician per day	46	< 50

Outbreak Alert and Response

	Indicator	Standard
Number of outbreaks reported	0	
% of outbreaks investigated within 48 hours	N/A	100%
Routine immunization		
BCG immunisation coverage	63%	> 90%
DPT 1 immunisation coverage	37%	> 90%
Measles immunisation coverage	69%	> 90%
Polio III immunisation coverage	26%	> 90%
MMR immunisation coverage	200%	> 90%
Vitamin A coverage	NR	> 90%

Reproductive health

Proportion of first time antenatal visits made < 1st trimester	58%	≥ 90%
--	-----	-------

Sexual and gender-based violence

Incidence of reported rape	0.0
----------------------------	-----

Top 3 Mental health conditions

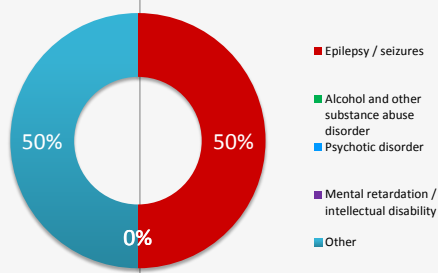
	% morbidity	# of cases
1 Epilepsy / seizures	50%	2
2 Alcohol and other substance abuse disorder	0%	0
3 Psychotic disorder	0%	0
- Other	50%	2

Top 3 injuries

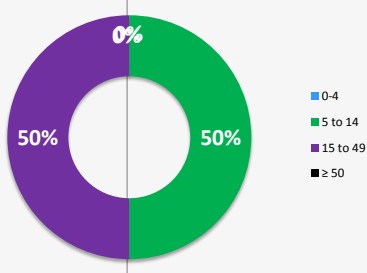
	% morbidity	# of cases
1 Injury (unintentional)	50%	4
2 Injury (intentional)	0%	0
3 Burns	0%	0
- Other	50%	4

Breakdown of mental health conditions

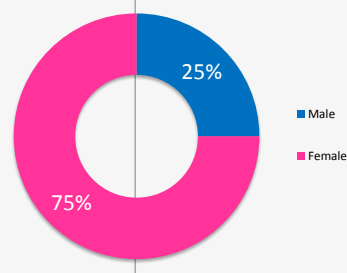
By cause



By age

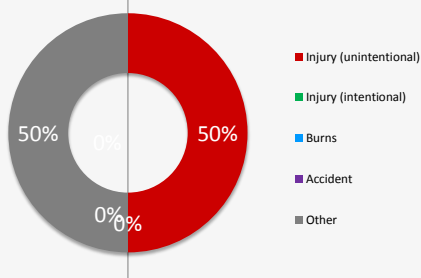


By gender

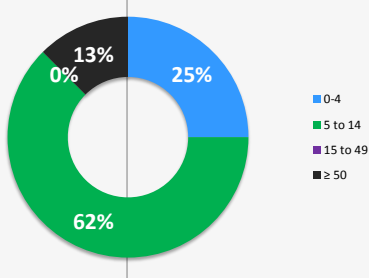


Breakdown of injuries

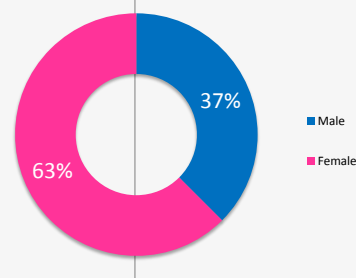
By cause



By age



By gender



We gratefully acknowledge the support of the following agencies:



View interactive maps and statistics online
<http://twine.unhcr.org>

