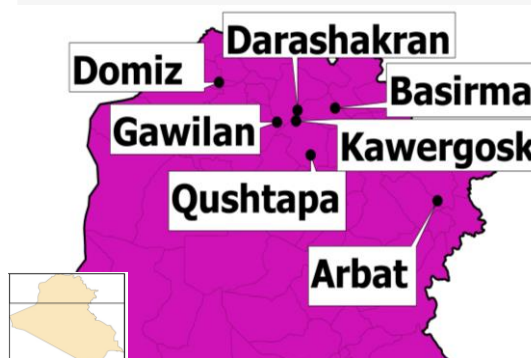
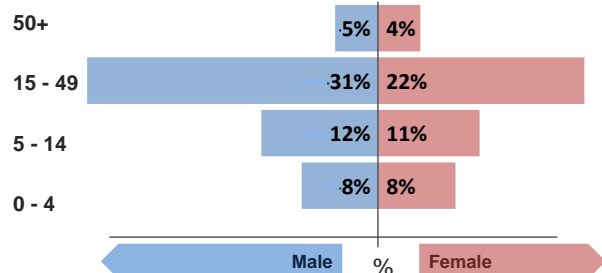


## Refugee population

Total refugee population in reporting camps:

76,570 §

Demographic breakdown:



## Key facts

Estimated total population living in camps: 79,690 §

\*Camps reporting health data: Duhok: Gawilan, Domiz

Erbil: Kawergosk, Qushtapa, Darashakran, Basirma

Sulaymaniyah: Arbat

Population:

§ Source of population data: Estimates from UNHCR data

## Indicators at a glance

	Indicator	Standard
1	Health utilisation rate	4.5
2	Number of consultations per clinician per day	47
3	Proportion of first time antenatal visits made < 1st trimester	94%
4	Measles immunisation coverage	79%
5	Polio III immunisation coverage	83%
6	Crude Mortality Rate (CMR) (/1000/month)	0.1
7	Under-five Mortality Rate (U5MR) (/1000/month)	0.0
8	Neonatal Mortality Rate (NNMR) (/1000 livebirths)	0.0

## Notes

This public health profile for Kurdistan camps is compiled from health

data obtained from reporting agencies. Data is collected using standardised Health Information System (HIS) data collection and reporting tools and aims to be as accurate as possible.

Agencies reporting:

PU-AMI (Gawilan)

MSF (Domiz, Kawergosk, Qushtapa)

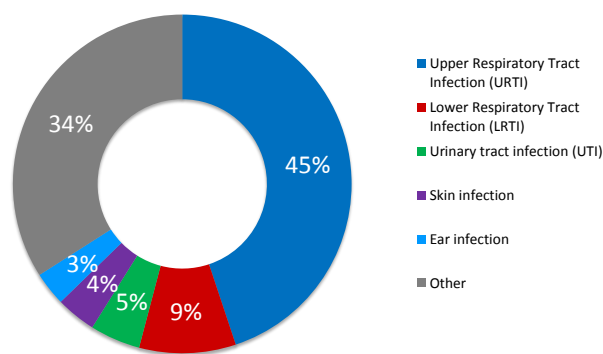
DOH Erbil (Darashakran, Basirma)

DOH Dohuk (Gawilan, Domiz)

DOH Sulaymaniyah (Arbat)

## Morbidity

## Acute health conditions (%)



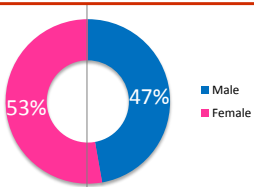
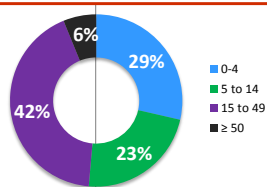
## Top 5 acute health conditions

	% morbidity	# of cases
1 Upper Respiratory Tract Infection (URTI)	45%	2,584
2 Lower Respiratory Tract Infection (LRTI)	9%	531
3 Urinary tract infection (UTI)	5%	277
4 Skin infection	4%	220
5 Ear infection	3%	186
- Other	34%	1,959

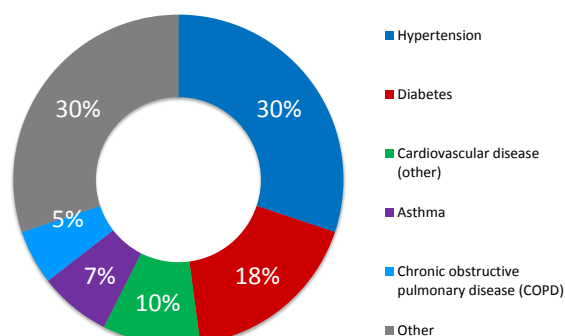
Breakdown of acute health conditions

by age

by gender



## Chronic health conditions (%)



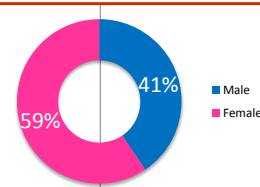
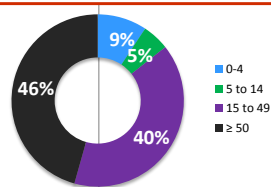
## Top 5 chronic health conditions

	% morbidity	# of cases
1 Hypertension	30%	107
2 Diabetes	18%	63
3 Cardiovascular disease (other)	10%	34
4 Asthma	7%	25
5 Chronic obstructive pulmonary disease (COPD)	5%	19
- Other	30%	107

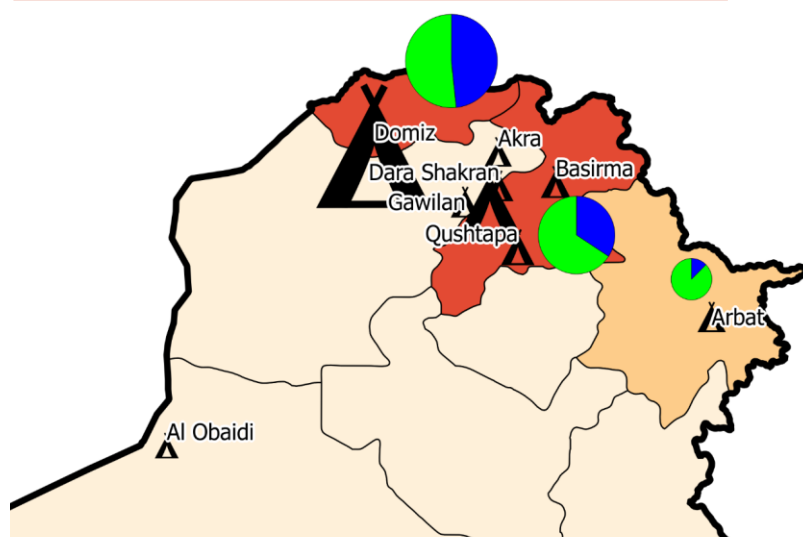
Breakdown of chronic health conditions

by age

by gender



## Kurdistan camps at a glance



### 1 Population

Arbat	2703
Basirma	3004
Darashakran	6040
Domiz	44968
Gawilan	2810
Kawergosk	13201
Qushtapa	3844

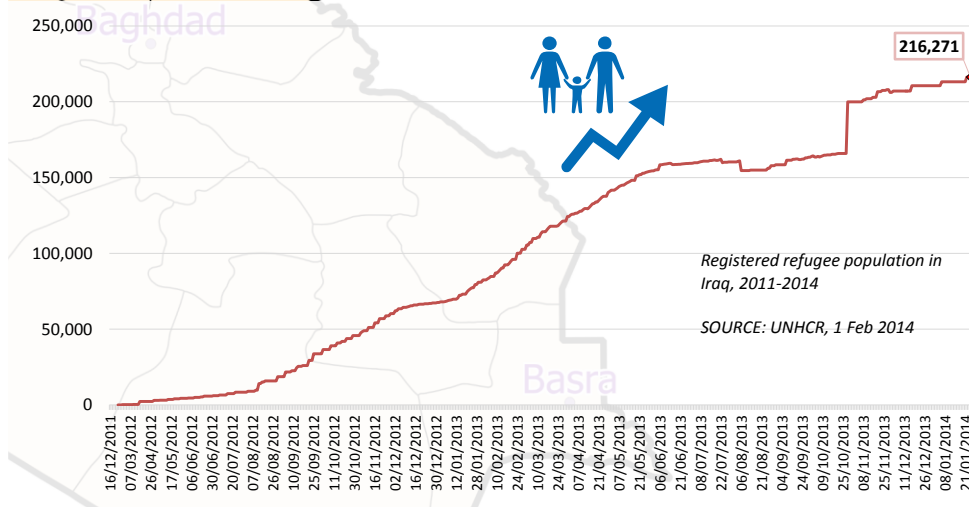
### Refugee population

by governorate

	<10,000
	10,000 to <30,000
	30,000 to <60,000
	60,000 to <120,000
	120,000 or more

Refugee camp

Non-camp refugees  
 Camp refugees



2

Health  
utilisation  
rate<sup>1</sup>

Arbat	8.6
Basirma	14.8
Darashakran	11.3
Domiz	2.5
Gawilan	10.3
Kawergosk	4.2
Qushtapa	3.8

3

Consultations  
per clinician  
per day

Arbat	64
Basirma	61
Darashakran	63
Domiz	34
Gawilan	46
Kawergosk	53
Qushtapa	47

4

Incidence  
of  
ARI<sup>2</sup>

Arbat	113.2
Basirma	167.8
Darashakran	106.3
Domiz	18.7
Gawilan	68.7
Kawergosk	36.5
Qushtapa	37.7

5

Incidence<sup>3</sup>  
of  
diarrhoea

Arbat	3.3
Basirma	11.7
Darashakran	2.3
Domiz	0.6
Gawilan	9.6
Kawergosk	2.1
Qushtapa	2.1

6

Proportion of  
consultations  
due to  
NCDs

Arbat	2%
Basirma	2%
Darashakran	10%
Domiz	10%
Gawilan	5%
Kawergosk	7%
Qushtapa	11%

7

Estimated routine  
polio III  
immunisation  
coverage  
(<1 year)

Arbat	N/A
Basirma	78%
Darashakran	92%
Domiz	79%
Gawilan	26%
Kawergosk	109%
Qushtapa	78%

### NOTES

1. Health utilisation rate estimates the number of consultations per refugee per year

2. ARI: Acute respiratory infections. It includes both lower and upper respiratory infections

3. Incidence in this report is number of consultations for acute illness per 1000 refugees per week

NAD: No adequate data available to conduct estimation; N/A: data not available; NCD: Non-communicable diseases (e.g. diabetes, hypertension, heart diseases)

## Public Health

Health Impact	Indicator	Standard	Outbreak Alert and Response	Indicator	Standard
Crude Mortality Rate (CMR) (/1000/month)	0.1	< 1.5	Number of outbreaks reported	0	
Under-five Mortality Rate (U5MR) (/1000/month)	0.0	< 3.0	% of outbreaks investigated within 48 hours	N/A	100%
Neonatal Mortality Rate (NNMR) (/1000 livebirths)	0.0	< 40	<b>Routine immunization</b>		
			BCG immunisation coverage	81%	> 90%
			DPT 1 immunisation coverage	94%	> 90%
			Measles immunisation coverage	79%	> 90%
			Polio III immunisation coverage	83%	> 90%
			MMR immunisation coverage	96%	> 90%
			Vitamin A coverage	NR	> 90%
<b>Access and utilization</b>					
No. of health facilities	1.0	1 : < 10,000			
Total number of consultations	6,669				
Health utilisation rate	4.5	1 - 4			
No. of consultations per trained clinician per day	47	< 50			
<b>Reproductive health</b>			<b>Sexual and gender-based violence</b>		
Proportion of first time antenatal visits made < 1st trimester	94%	≥ 90%	Incidence of reported rape	0.0	

### Top 3 Mental health conditions

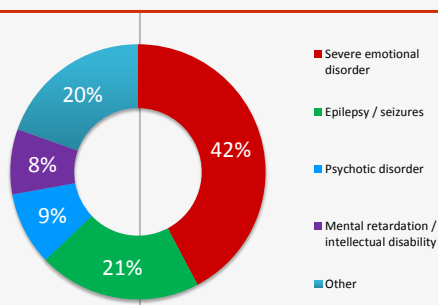
	% morbidity	# of cases
1 Severe emotional disorder	42%	41
2 Epilepsy / seizures	21%	20
3 Psychotic disorder	9%	9
- Other	28%	27

### Top 3 injuries

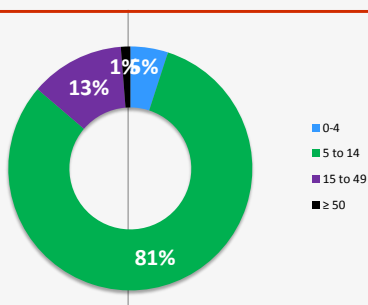
	% morbidity	# of cases
1 Injury (unintentional)	23%	108
2 Burns	13%	59
3 Accident	1%	4
- Other	63%	289

### Breakdown of mental health conditions

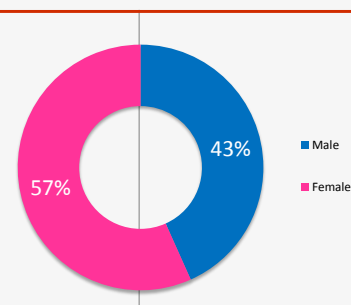
#### By cause



#### By age

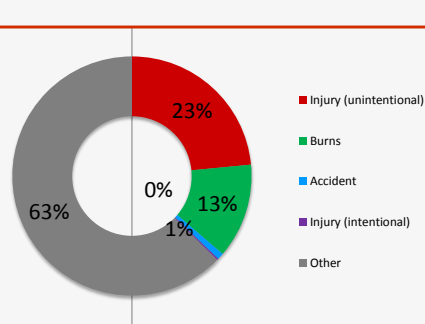


#### By gender

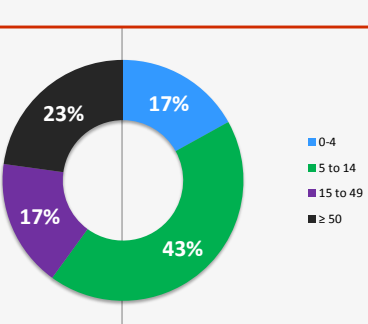


### Breakdown of injuries

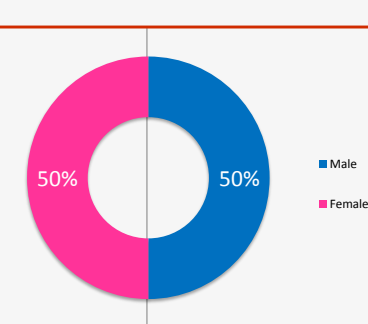
#### By cause



#### By age



#### By gender



We gratefully acknowledge the support of the following agencies:



View interactive maps and statistics online  
<http://twine.unhcr.org>

