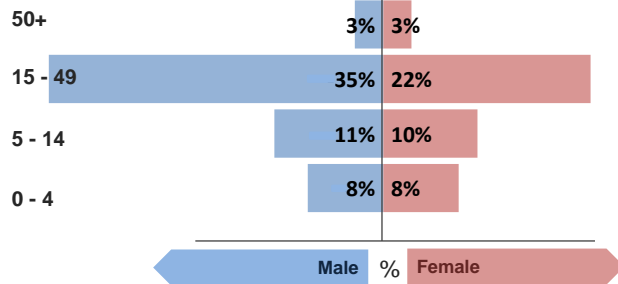


Refugee population

Total refugee population:
Demographic breakdown:

55830 *

Key facts

Camp opened:
April 2012

Planned capacity:
27,000

Area:
1.14 Km sqr

Population:
Syrian refugees, majority from fleeing from areas populated by Kurds

* Source of population data: UNHCR estimate. Registered population is 85905, however many thought to live outside the camp perimeter. Proportions are for registered population

Indicators at a glance

	Indicator	Standard
1	Health utilisation rate	1.9
2	Number of consultations per clinician per day	32
3	Proportion of first time antenatal visits made < 1st trimester	100%
4	Measles immunisation coverage	59%
5	Polio III immunisation coverage	79%
6	Crude Mortality Rate (CMR) (/1000/month)	0.0
7	Under-five Mortality Rate (U5MR) (/1000/month)	0.0
8	Neonatal Mortality Rate (NNMR) (/1000 livebirths)	0.0

Notes

HIGHLIGHTS THIS WEEK
NONE

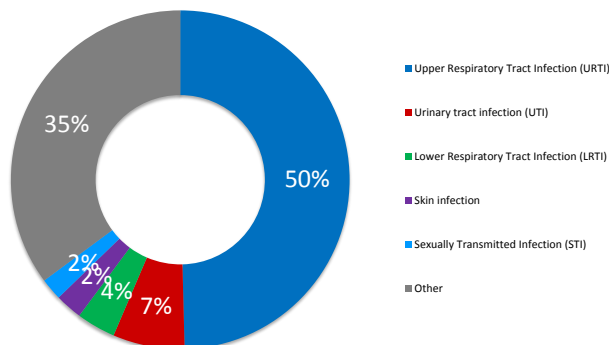
This public health profile for Domiz refugee camp is compiled from health data obtained from reporting agencies. Data is collected using standardised Health Information System (HIS) data collection and reporting tools and aims to be as accurate as possible.

Agencies reporting:

MSF
IMC
DOH

Morbidity

Acute health conditions (%)

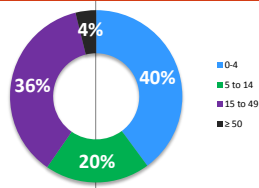


Top 5 acute health conditions

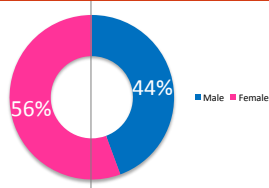
	% morbidity	# of cases
1 Upper Respiratory Tract Infection (URTI)	50%	731
2 Urinary tract infection (UTI)	7%	101
3 Lower Respiratory Tract Infection (LRTI)	4%	55
4 Skin infection	3%	38
5 Sexually Transmitted Infection (STI)	2%	31
- Other	35%	518

Breakdown of acute health conditions

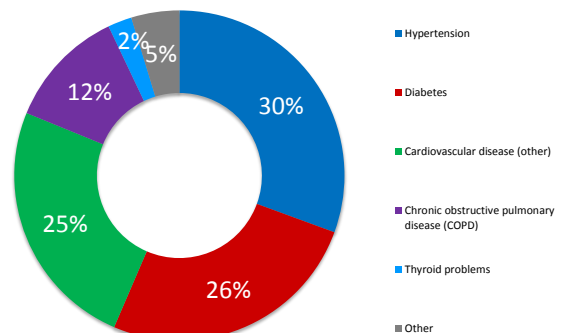
by age



by gender



Chronic health conditions (%)

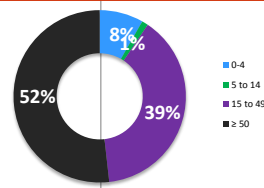


Top 5 chronic health conditions

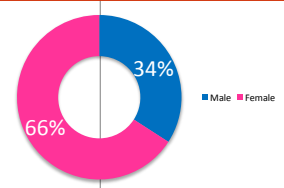
	% morbidity	# of cases
1 Hypertension	31%	26
2 Diabetes	26%	22
3 Cardiovascular disease (other)	25%	21
4 Chronic obstructive pulmonary disease (COPD)	12%	10
5 Thyroid problems	2%	2
- Other	5%	4

Breakdown of chronic health conditions

by age



by gender



Public Health

Health Impact

Indicator	Standard
Crude Mortality Rate (CMR) (/1000/month)	0.0 < 1.5
Under-five Mortality Rate (U5MR) (/1000/month)	0.0 < 3.0
Neonatal Mortality Rate (NNMR) (/1000 livebirths)	0.0 < 40

Access and utilization

No. of health facilities	1.0	1 : < 10,000
Total number of consultations	2,036	
Health utilisation rate	1.9	1 - 4
No. of consultations per trained clinician per day	32	< 50

Reproductive health

Proportion of first time antenatal visits made < 1st trimester	100%	≥ 90%
--	------	-------

Outbreak Alert and Response

Indicator	Standard
Number of outbreaks reported	0
% of outbreaks investigated within 48 hours	N/A 100%
Routine immunization	
BCG immunisation coverage	92% > 90%
DPT 1 immunisation coverage	109% > 90%
Measles immunisation coverage	59% > 90%
Polio III immunisation coverage	79% > 90%
MMR immunisation coverage	78% > 90%
Vitamin A coverage	64% > 90%

Sexual and gender-based violence

Incidence of reported rape	0.0
----------------------------	-----

Top 3 Mental health conditions

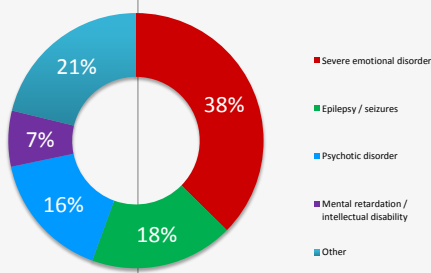
	% morbidity	# of cases
1 Severe emotional disorder	37%	37
2 Epilepsy / seizures	18%	18
3 Psychotic disorder	16%	16
- Other	28%	28

Top 3 injuries

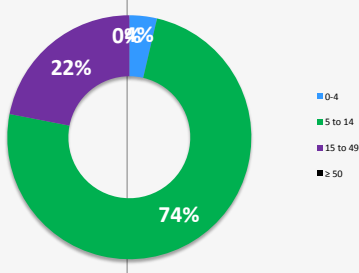
	% morbidity	# of cases
1 Injury (unintentional)	35%	133
2 Burns	17%	66
3 Injury (intentional)	0%	0
- Other	47%	179

Breakdown of mental health conditions

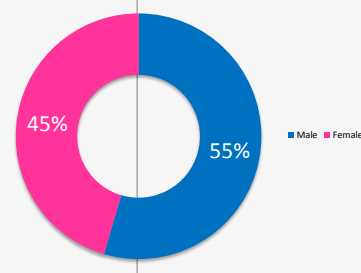
By cause



By age

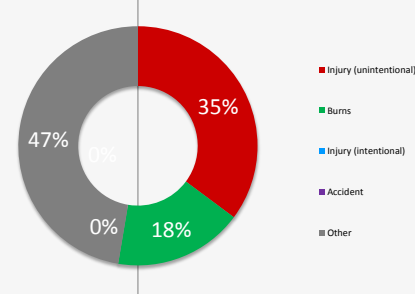


By gender

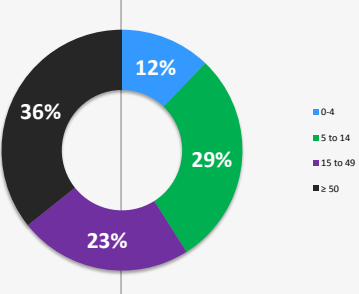


Breakdown of injuries

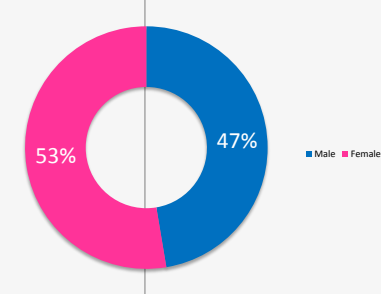
By cause



By age



By gender



We gratefully acknowledge the support of the following agencies:



View interactive maps and statistics online
<http://twine.unhcr.org>

