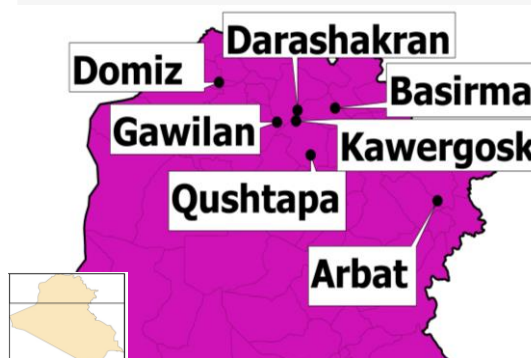
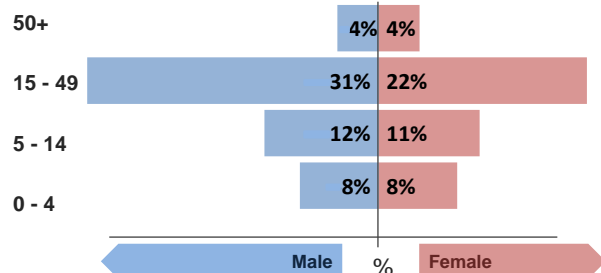


## Refugee population

Total refugee population in **reporting camps**:**89,017** §

Demographic breakdown:



## Key facts

Estimated total population living in camps: **93,588** §\*Camps reporting health data:  
**Duhok: Gawilan, Domiz****Erbil: Kawergosk, Qushtapa, Darashakran, Basirma****Sulaymaniyah: Arbat**

Population:

§ Source of population data:  
**Estimates from UNHCR data**

## Indicators at a glance

	Indicator	Standard
1	Health utilisation rate	3.9 1 - 4
2	Number of consultations per clinician per day	46 < 50
3	Proportion of first time antenatal visits made < 1st trimester	99% ≥ 90%
4	Measles immunisation coverage	79% > 90%
5	Polio III immunisation coverage	83% > 90%
6	Crude Mortality Rate (CMR) (/1000/month)	0.0 < 1.5
7	Under-five Mortality Rate (U5MR) (/1000/month)	0.0 < 3.0
8	Neonatal Mortality Rate (NNMR) (/1000 livebirths)	0.0 < 40

## Notes

This public health profile for Kurdistan camps is compiled from health

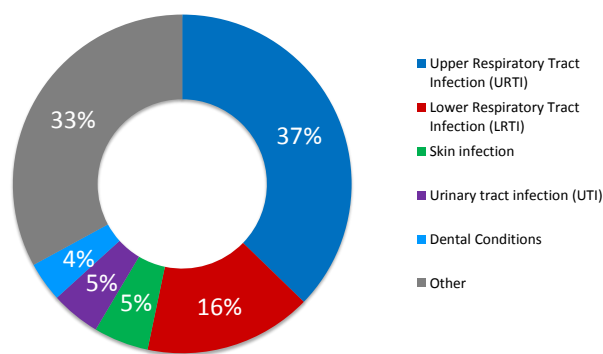
data obtained from reporting agencies. Data is collected using standardised Health Information System (HIS) data collection and reporting tools and aims to be as accurate as possible.

Agencies reporting:

**PU-AMI (Gawilan)****MSF (Domiz, Kawergosk, Qushtapa)****DOH Erbil (Darashakran, Basirma)****DOH Dohuk (Gawilan, Domiz)****DOH Sulaymaniyah (Arbat)**

## Morbidity

## Acute health conditions (%)

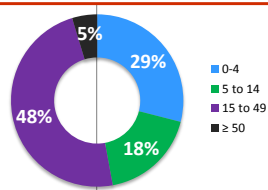


## Top 5 acute health conditions

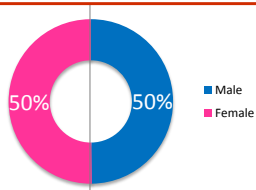
	% morbidity	# of cases
1 Upper Respiratory Tract Infection (URTI)	37%	2,101
2 Lower Respiratory Tract Infection (LRTI)	16%	904
3 Skin infection	5%	296
4 Urinary tract infection (UTI)	5%	267
5 Dental Conditions	4%	214
- Other	33%	1,857

Breakdown of acute health conditions

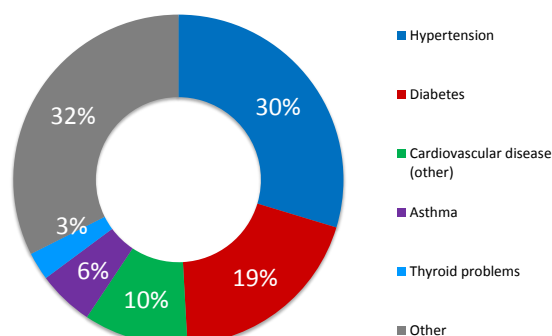
by age



by gender



## Chronic health conditions (%)

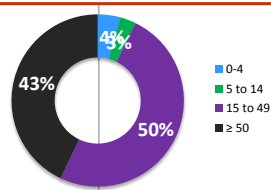


## Top 5 chronic health conditions

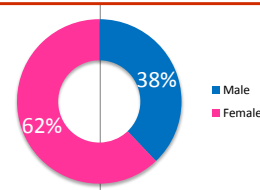
	% morbidity	# of cases
1 Hypertension	30%	119
2 Diabetes	19%	78
3 Cardiovascular disease (other)	10%	41
4 Asthma	5%	22
5 Thyroid problems	3%	11
- Other	32%	130

Breakdown of chronic health conditions

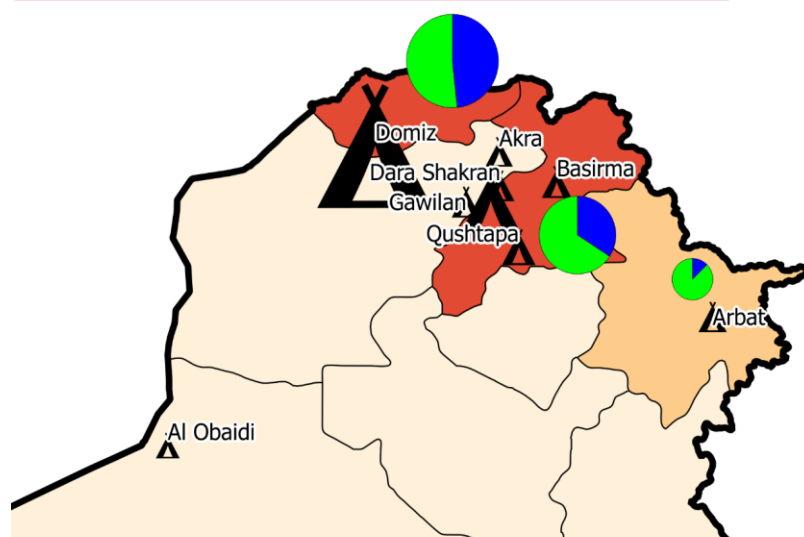
by age



by gender



## Kurdistan camps at a glance



### Population

Arbat	3455
Basirma	3121
Darashakran	7491
Domiz	55830
Gawilan	2704
Kawergosk	13332
Qushtapa	4535

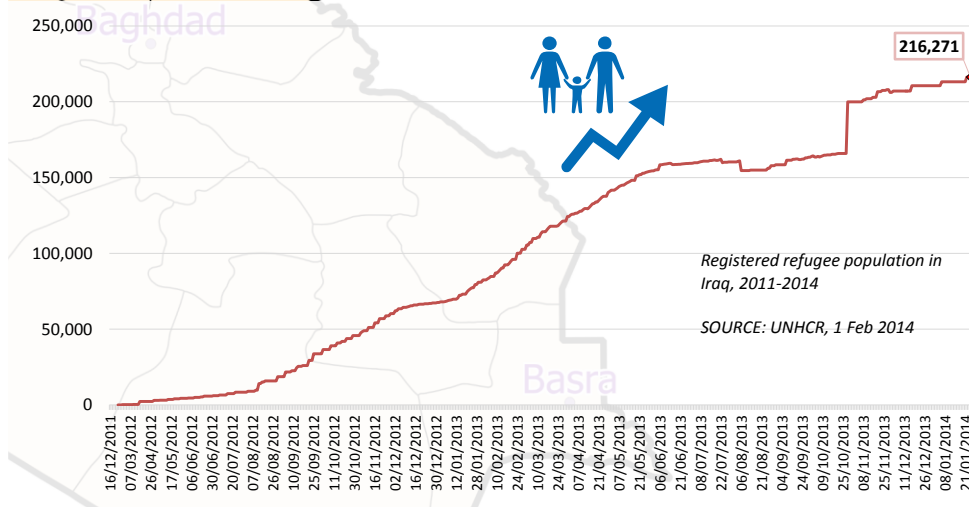
### Refugee population

by governorate

	<10,000
	10,000 to <30,000
	30,000 to <60,000
	60,000 to <120,000
	120,000 or more

Refugee camp

Non-camp refugees  
 Camp refugees



2

Health  
utilisation  
rate<sup>1</sup>

Arbat	3.8
Basirma	14.6
Darashakran	10.0
Domiz	1.9
Gawilan	11.5
Kawergosk	4.7
Qushtapa	3.4

3

Consultations  
per clinician  
per day

Arbat	36
Basirma	63
Darashakran	68
Domiz	32
Gawilan	50
Kawergosk	50
Qushtapa	49

4

Incidence  
of  
ARI<sup>2</sup>

Arbat	47.5
Basirma	135.5
Darashakran	112.9
Domiz	14.1
Gawilan	74.7
Kawergosk	32.3
Qushtapa	33.7

5

Incidence<sup>3</sup>  
of  
diarrhoea

Arbat	0.3
Basirma	3.5
Darashakran	1.5
Domiz	0.5
Gawilan	12.6
Kawergosk	2.7
Qushtapa	0.9

6

Proportion of  
consultations  
due to  
NCDs

Arbat	0%
Basirma	9%
Darashakran	15%
Domiz	11%
Gawilan	2%
Kawergosk	9%
Qushtapa	6%

7

Estimated routine  
polio III  
immunisation  
coverage  
(<1 year)

Arbat	N/A
Basirma	72%
Darashakran	89%
Domiz	79%
Gawilan	44%
Kawergosk	105%
Qushtapa	77%

### NOTES

1. Health utilisation rate estimates the number of consultations per refugee per year

2. ARI: Acute respiratory infections. It includes both lower and upper respiratory infections

3. Incidence in this report is number of consultations for acute illness per 1000 refugees per week

NAD: No adequate data available to conduct estimation; N/A: data not available; NCD: Non-communicable diseases (e.g. diabetes, hypertension, heart diseases)

## Public Health

Health Impact	Indicator	Standard	Outbreak Alert and Response	Indicator	Standard
Crude Mortality Rate (CMR) (/1000/month)	0.0	< 1.5	Number of outbreaks reported	0	
Under-five Mortality Rate (U5MR) (/1000/month)	0.0	< 3.0	% of outbreaks investigated within 48 hours	N/A	100%
Neonatal Mortality Rate (NNMR) (/1000 livebirths)	0.0	< 40	<b>Routine immunization</b>		
			BCG immunisation coverage	83%	> 90%
			DPT 1 immunisation coverage	96%	> 90%
			Measles immunisation coverage	79%	> 90%
			Polio III immunisation coverage	83%	> 90%
			MMR immunisation coverage	95%	> 90%
			Vitamin A coverage	75%	> 90%
<b>Access and utilization</b>					
No. of health facilities	1.0	1 : < 10,000			
Total number of consultations	6,699				
Health utilisation rate	3.9	1 - 4			
No. of consultations per trained clinician per day	46	< 50			
<b>Reproductive health</b>			<b>Sexual and gender-based violence</b>		
Proportion of first time antenatal visits made < 1st trimester	99%	≥ 90%	Incidence of reported rape	0.0	

### Top 3 Mental health conditions

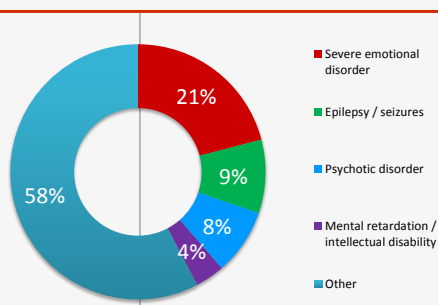
	% morbidity	# of cases
1 Severe emotional disorder	21%	45
2 Epilepsy / seizures	9%	20
3 Psychotic disorder	8%	18
- Other	61%	132

### Top 3 injuries

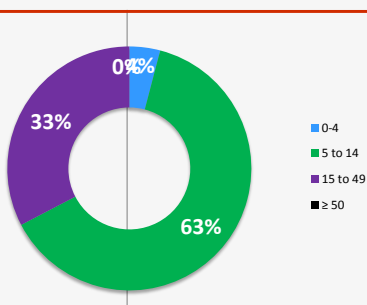
	% morbidity	# of cases
1 Injury (unintentional)	36%	160
2 Burns	19%	84
3 Accident	1%	6
- Other	44%	194

### Breakdown of mental health conditions

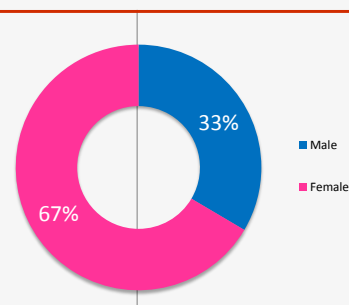
#### By cause



#### By age

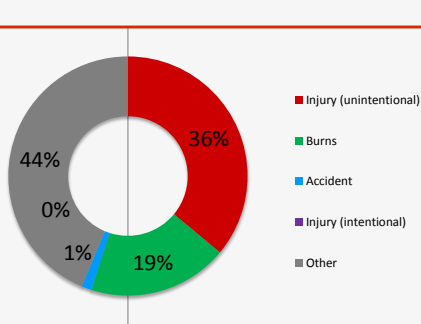


#### By gender

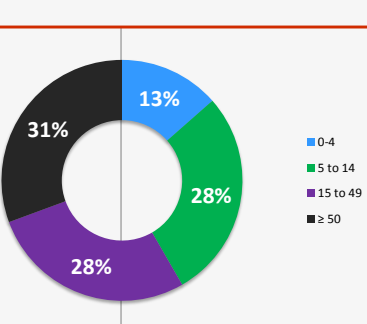


### Breakdown of injuries

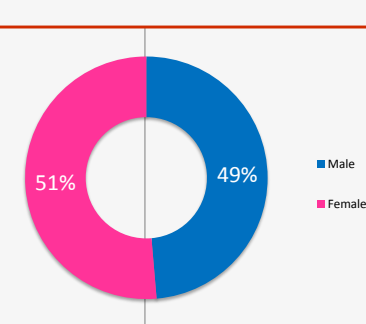
#### By cause



#### By age



#### By gender



We gratefully acknowledge the support of the following agencies:



View interactive maps and statistics online  
<http://twine.unhcr.org>

