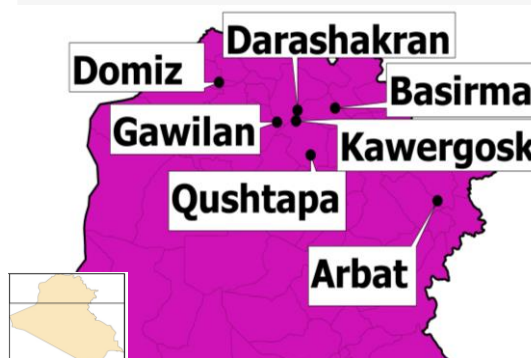
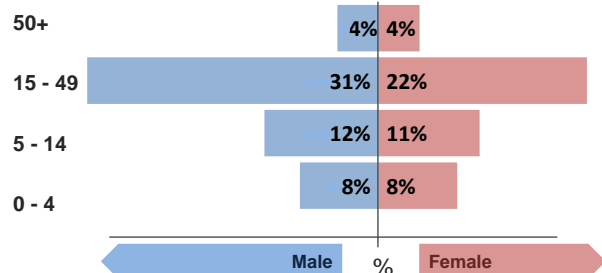


Refugee population

Total refugee population in **reporting camps**:**89,017** §

Demographic breakdown:



Key facts

Estimated total population living in camps: **93,588** §*Camps reporting health data:
Duhok: Gawilan, Domiz**Erbil: Kawergosk, Qushtapa, Darashakran, Basirma****Sulaymaniyah: Arbat**

Population:

§ Source of population data:
Estimates from UNHCR data

Indicators at a glance

	Indicator	Standard
1	Health utilisation rate	4.0 1 - 4
2	Number of consultations per clinician per day	47 < 50
3	Proportion of first time antenatal visits made < 1st trimester	100% ≥ 90%
4	Measles immunisation coverage	78% > 90%
5	Polio III immunisation coverage	83% > 90%
6	Crude Mortality Rate (CMR) (/1000/month)	0.0 < 1.5
7	Under-five Mortality Rate (U5MR) (/1000/month)	0.0 < 3.0
8	Neonatal Mortality Rate (NNMR) (/1000 livebirths)	0.0 < 40

Notes

This public health profile for Kurdistan camps is compiled from health

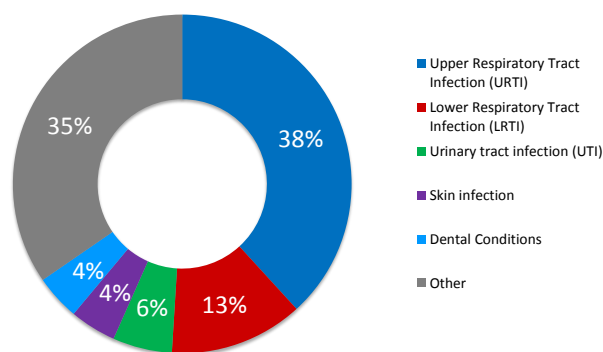
data obtained from reporting agencies. Data is collected using standardised Health Information System (HIS) data collection and reporting tools and aims to be as accurate as possible.

Agencies reporting:

PU-AMI (Gawilan)**MSF (Domiz, Kawergosk, Qushtapa)****DOH Erbil (Darashakran, Basirma)****DOH Dohuk (Gawilan, Domiz)****DOH Sulaymaniyah (Arbat)**

Morbidity

Acute health conditions (%)



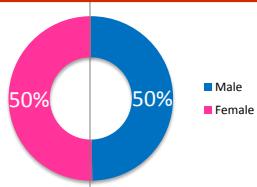
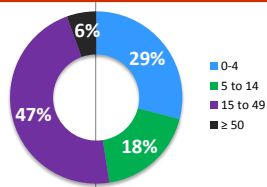
Top 5 acute health conditions

	% morbidity	# of cases
1 Upper Respiratory Tract Infection (URTI)	38%	2,217
2 Lower Respiratory Tract Infection (LRTI)	13%	741
3 Urinary tract infection (UTI)	6%	329
4 Skin infection	4%	257
5 Dental Conditions	4%	251
- Other	35%	2,007

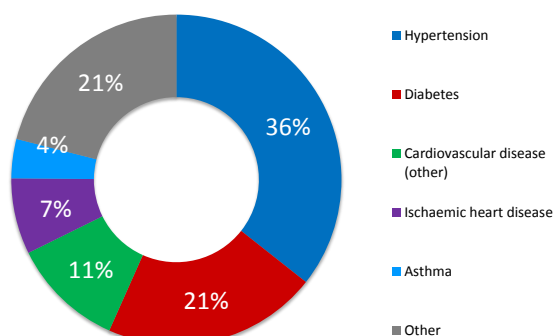
Breakdown of acute health conditions

by age

by gender



Chronic health conditions (%)



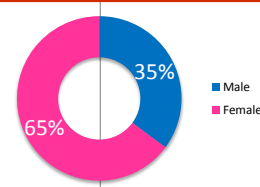
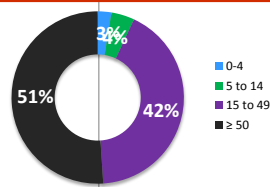
Top 5 chronic health conditions

	% morbidity	# of cases
1 Hypertension	36%	139
2 Diabetes	21%	82
3 Cardiovascular disease (other)	11%	43
4 Ischaemic heart disease	7%	29
5 Asthma	4%	15
- Other	21%	82

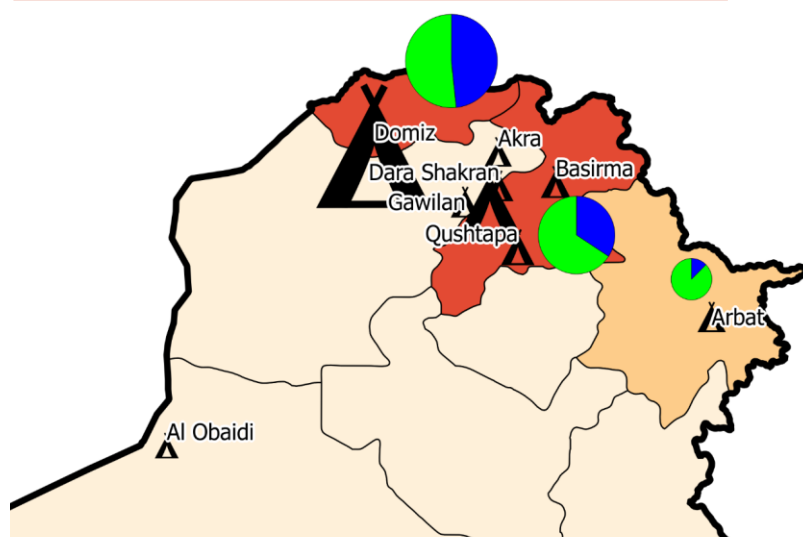
Breakdown of chronic health conditions

by age

by gender



Kurdistan camps at a glance



1 Population

Arbat	3455
Basirma	3121
Darashakran	7491
Domiz	55830
Gawilan	2704
Kawergosk	13332
Qushtapa	4535

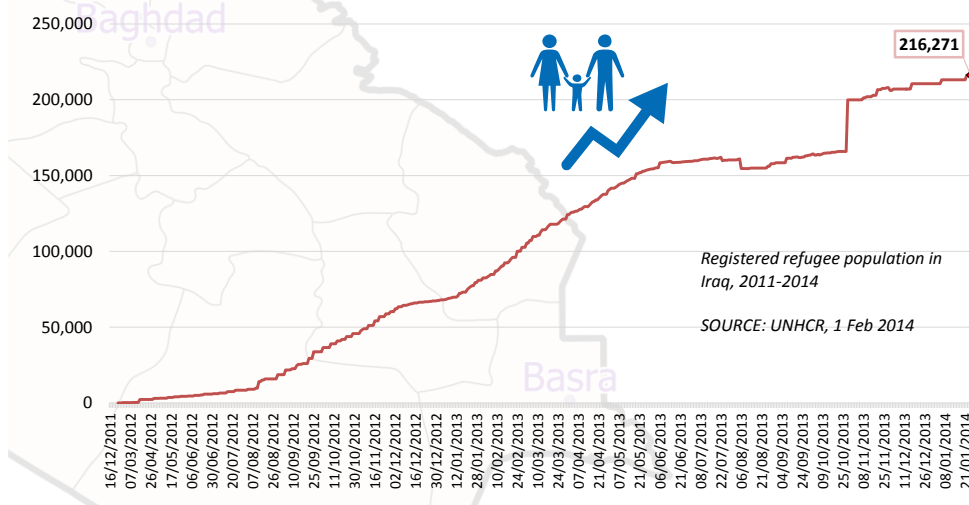
Refugee population

by governorate

	<10,000
	10,000 to <30,000
	30,000 to <60,000
	60,000 to <120,000
	120,000 or more

Refugee camp

Non-camp refugees
 Camp refugees



2

Health utilisation rate¹

Arbat	10
Basirma	12
Darashakran	10
Domiz	2
Gawilan	11
Kawergosk	5
Qushtapa	4

3

Consultations per clinician per day

Arbat	91
Basirma	52
Darashakran	68
Domiz	31
Gawilan	49
Kawergosk	48
Qushtapa	61

4

Incidence of ARI²

Arbat	114
Basirma	96
Darashakran	113
Domiz	13
Gawilan	60
Kawergosk	28
Qushtapa	41

5

Incidence³ of diarrhoea

Arbat	10
Basirma	3
Darashakran	1
Domiz	1
Gawilan	16
Kawergosk	2
Qushtapa	2

6

Proportion of consultations due to NCDs

Arbat	0
Basirma	0
Darashakran	0
Domiz	0
Gawilan	0
Kawergosk	0
Qushtapa	0

7

Estimated routine polio III immunisation coverage (<1 year)

Arbat	N/A
Basirma	1
Darashakran	1
Domiz	1
Gawilan	0
Kawergosk	1
Qushtapa	1

NOTES

1. Health utilisation rate estimates the number of consultations per refugee per year

2. ARI: Acute respiratory infections. It includes both lower and upper respiratory infections

3. Incidence in this report is number of consultations for acute illness per 1000 refugees per week

NAD: No adequate data available to conduct estimation; N/A: data not available; NCD: Non-communicable diseases (e.g. diabetes, hypertension, heart diseases)

Public Health

Health Impact	Indicator	Standard	Outbreak Alert and Response	Indicator	Standard
Crude Mortality Rate (CMR) (/1000/month)	0.0	< 1.5	Number of outbreaks reported	0	
Under-five Mortality Rate (U5MR) (/1000/month)	0.0	< 3.0	% of outbreaks investigated within 48 hours	N/A	100%
Neonatal Mortality Rate (NNMR) (/1000 livebirths)	0.0	< 40	Routine immunization		
			BCG immunisation coverage	84%	> 90%
			DPT 1 immunisation coverage	96%	> 90%
			Measles immunisation coverage	78%	> 90%
			Polio III immunisation coverage	83%	> 90%
			MMR immunisation coverage	95%	> 90%
			Vitamin A coverage	75%	> 90%
Access and utilization					
No. of health facilities	1.0	1 : < 10,000			
Total number of consultations	6,895				
Health utilisation rate	4.0	1 - 4			
No. of consultations per trained clinician per day	47	< 50			
Reproductive health			Sexual and gender-based violence		
Proportion of first time antenatal visits made < 1st trimester	100%	≥ 90%	Incidence of reported rape	0.0	

Top 3 Mental health conditions

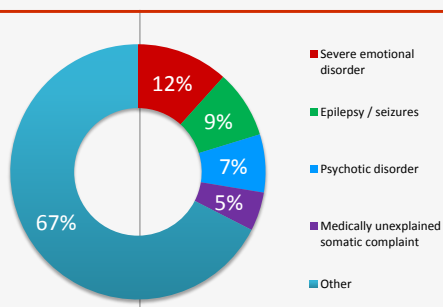
	% morbidity	# of cases
1 Severe emotional disorder	12%	19
2 Epilepsy / seizures	9%	14
3 Psychotic disorder	7%	12
- Other	72%	118

Top 3 injuries

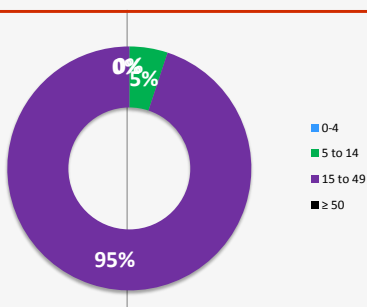
	% morbidity	# of cases
1 Injury (unintentional)	23%	125
2 Burns	15%	83
3 Injury (intentional)	6%	32
- Other	56%	300

Breakdown of mental health conditions

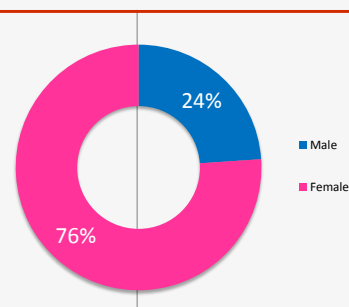
By cause



By age

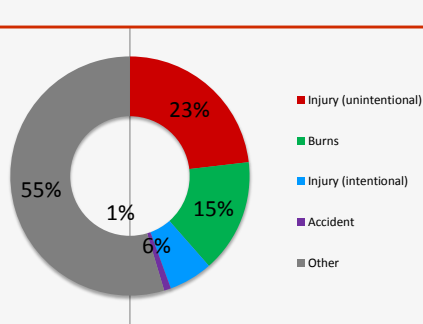


By gender

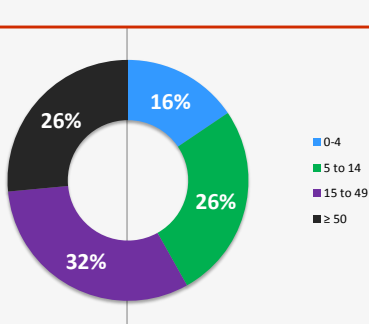


Breakdown of injuries

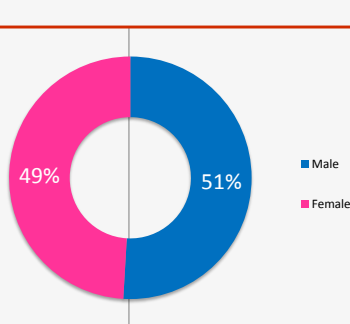
By cause



By age



By gender



We gratefully acknowledge the support of the following agencies:



View interactive maps and statistics online
<http://twine.unhcr.org>

