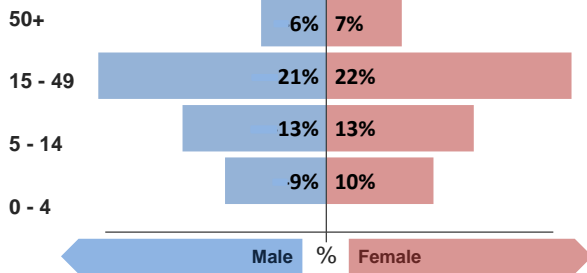


Refugee population

Total refugee population: **7,491** *

Demographic breakdown:



Darashakran camp

Key facts

Camp opened: **September 2013**

Planned capacity: **20,000**

Area: **1.15 Km sq**

Population: **Syrian refugees, majority from Aleppo & Qamishli**

* Source of population data: **Estimates from UNHCR registration**

Indicators at a glance

	Indicator	Standard
1	Health utilisation rate	7.0 1 - 4
2	Number of consultations per clinician per day	48 < 50
3	Proportion of first time antenatal visits made < 1st trimester	N/A ≥ 90%
4	Measles immunisation coverage	170% > 90%
5	Polio III immunisation coverage	89% > 90%
6	Crude Mortality Rate (CMR) (/1000/month)	0.0 < 1.5
7	Under-five Mortality Rate (U5MR) (/1000/month)	0.0 < 3.0
8	Neonatal Mortality Rate (NNMR) (/1000 livebirths)	0.0 < 40

Notes

HIGHLIGHTS

Health utilisation rate (HUR) and consultations per clinicians (CPC) elevated. A thorough investigation of possible explanations for elevated HUR and CPC needed.

This public health profile for Darashakran refugee camp is compiled from health data obtained from reporting agencies. Data is collected using standardised Health Information System (HIS) data collection and reporting tools and aims to be as accurate as possible.

Agencies reporting:

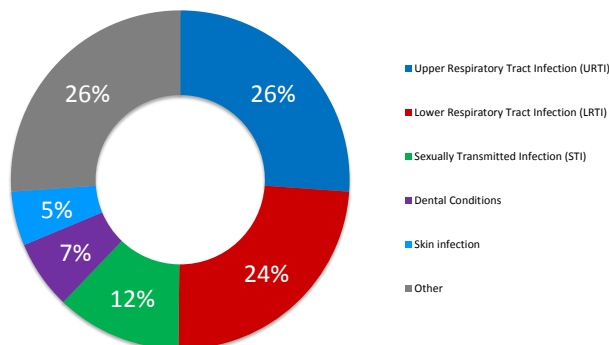
DOH - Erbil

Alert

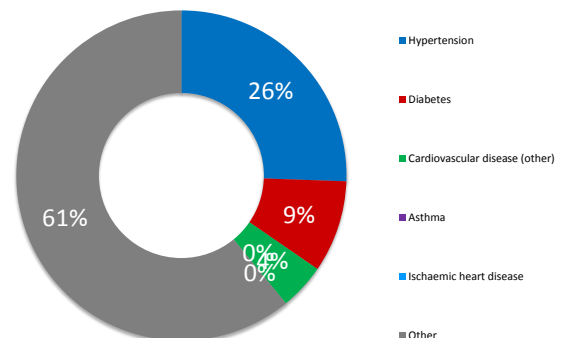
NONE

Morbidity

Acute health conditions (%)



Chronic health conditions (%)



Top 5 acute health conditions

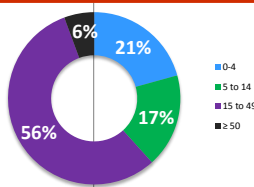
	% morbidity	# of cases
1 Upper Respiratory Tract Infection (URTI)	26%	227
2 Lower Respiratory Tract Infection (LRTI)	24%	209
3 Sexually Transmitted Infection (STI)	12%	104
4 Dental Conditions	7%	57
5 Skin infection	5%	45
- Other	26%	227

Top 5 chronic health conditions

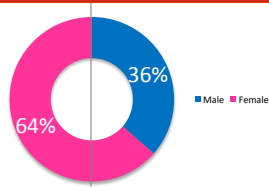
	% morbidity	# of cases
1 Hypertension	26%	34
2 Diabetes	9%	12
3 Cardiovascular disease (other)	5%	6
4 Asthma	0%	0
5 Ischaemic heart disease	0%	0
- Other	61%	81

Breakdown of acute health conditions

by age

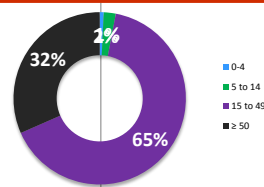


by gender

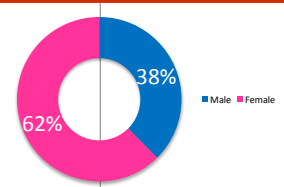


Breakdown of chronic health conditions

by age

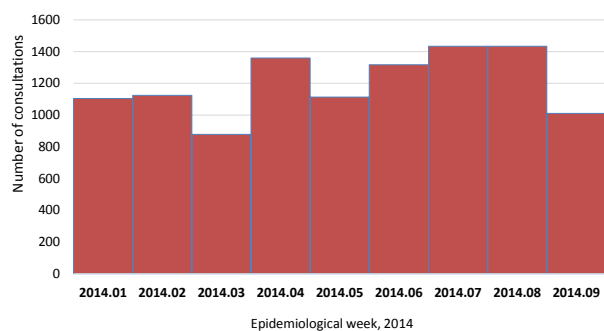


by gender

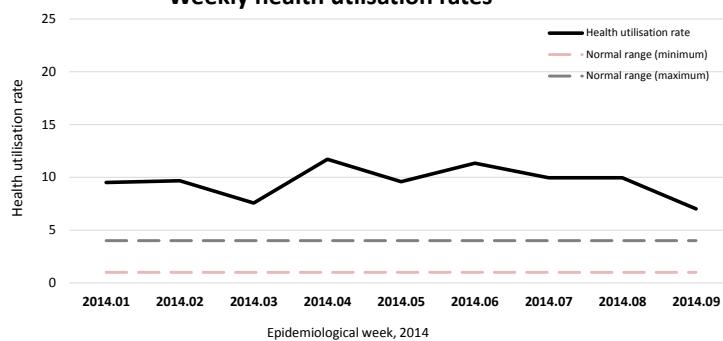


Trends since January 2014

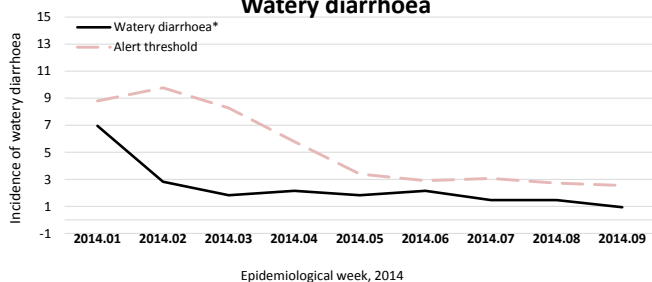
Number of consultations



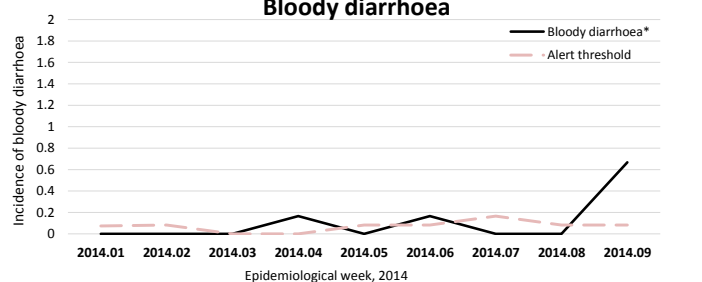
Weekly health utilisation rates



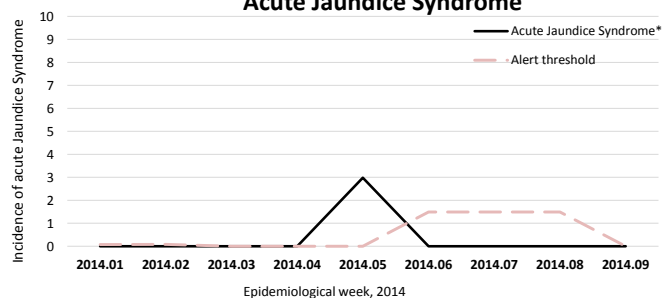
Watery diarrhoea



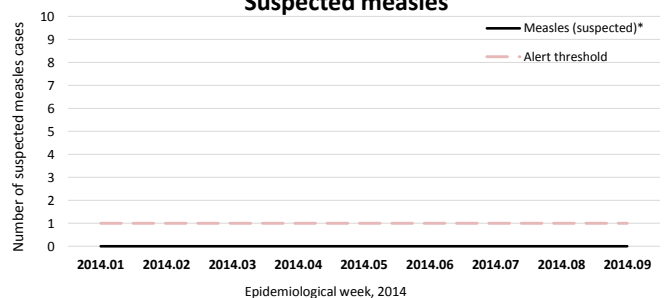
Bloody diarrhoea



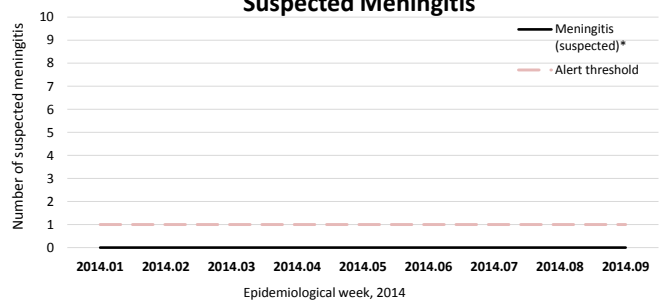
Acute Jaundice Syndrome



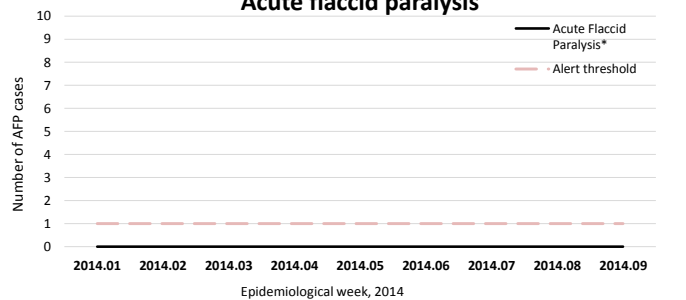
Suspected measles



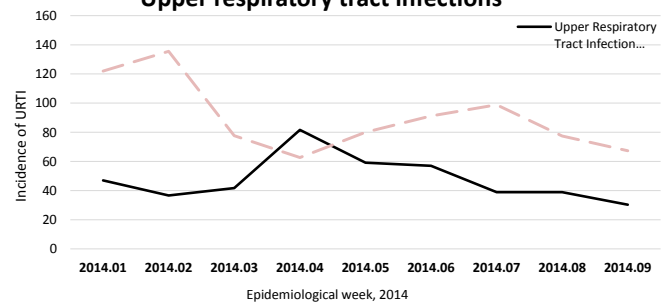
Suspected Meningitis



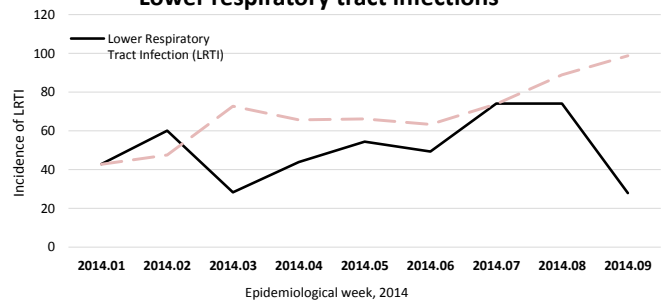
Acute flaccid paralysis



Upper respiratory tract infections



Lower respiratory tract infections



Calculation of disease alert thresholds:

Watery diarrhoea = 1.5 x baseline, Bloody diarrhoea = 1.5 x baseline, Acute Jaundice Syndrome = 1.5 x baseline, Upper respiratory tract infections = 1.5 x baseline,
Meningitis = 5 cases, Acute Flaccid Paralysis = 1 case, Measles = 1 case,
baseline = average incidence or number of cases over the previous 3 weeks

Public Health

Health Impact

Indicator	Standard
Crude Mortality Rate (CMR) (/1000/month)	0.0 < 1.5
Under-five Mortality Rate (U5MR) (/1000/month)	0.0 < 3.0
Neonatal Mortality Rate (NNMR) (/1000 livebirths)	0.0 < 40

Access and utilization

No. of health facilities	1.0	1 : < 10,000
Total number of consultations	1,010	
Health utilisation rate	7.0	1 - 4
No. of consultations per trained clinician per day	48	< 50

Reproductive health

Proportion of first time antenatal visits made < 1st trimester	N/A	≥ 90%
--	-----	-------

Outbreak Alert and Response

Number of outbreaks reported	0	
% of outbreaks investigated within 48 hours		100%

Routine immunization

BCG immunisation coverage	56%	> 90%
DPT 1 immunisation coverage	64%	> 90%
Measles immunisation coverage	170%	> 90%
Polio III immunisation coverage	89%	> 90%
MMR immunisation coverage	112%	> 90%
Vitamin A coverage	124%	> 90%

Sexual and gender-based violence

Incidence of reported rape	0.0	
----------------------------	-----	--

Top 3 Mental health conditions

	% morbidity	# of cases
1 Epilepsy / seizures	0%	0
2 Alcohol and other substance abuse disorder	0%	0
3 Psychotic disorder	0%	0
- Other	0%	0

Top 3 injuries

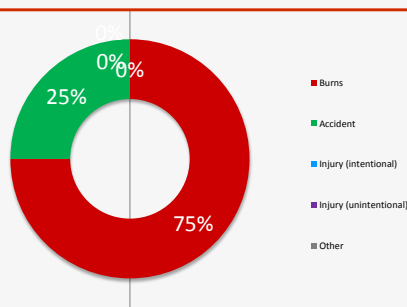
	% morbidity	# of cases
1 Burns	75%	6
2 Accident	25%	2
3 Injury (intentional)	0%	0
- Other	0%	0

Breakdown of mental health conditions

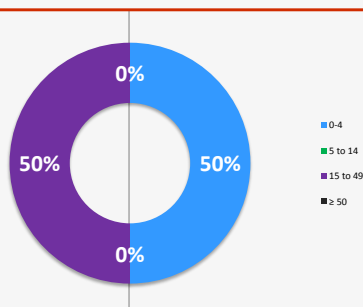
NO MENTAL HEALTH CONDITION REPORTED THIS WEEK

Breakdown of injuries

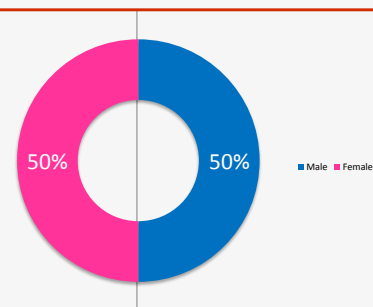
By cause



By age



By gender



We gratefully acknowledge the support of the following agencies:



View interactive maps and statistics online
<http://twine.unhcr.org>

