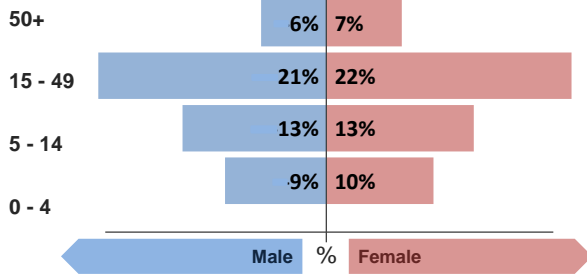


## Refugee population

Total refugee population: **7,491** \*

Demographic breakdown:



## Key facts

Camp opened: **September 2013**

Planned capacity: **20,000**

Area: **1.15 Km sq**

Population: **Syrian refugees, majority from Aleppo & Qamishli**

\* Source of population data: **Estimates from UNHCR registration**

## Indicators at a glance

	Indicator	Standard
1	Health utilisation rate	7.9
2	Number of consultations per clinician per day	55
3	Proportion of first time antenatal visits made < 1st trimester	N/A
4	Measles immunisation coverage	170%
5	Polio III immunisation coverage	89%
6	Crude Mortality Rate (CMR) (/1000/month)	0.0
7	Under-five Mortality Rate (U5MR) (/1000/month)	0.0
8	Neonatal Mortality Rate (NNMR) (/1000 livebirths)	0.0

## Notes

## HIGHLIGHTS

Health utilisation rate (HUR) and consultations per clinicians (CPC) elevated. A thorough investigation of possible explanations for elevated HUR and CPC needed.

This public health profile for Darashakran refugee camp is compiled from health data obtained from reporting agencies. Data is collected using standardised Health Information System (HIS) data collection and reporting tools and aims to be as accurate as possible.

Agencies reporting:

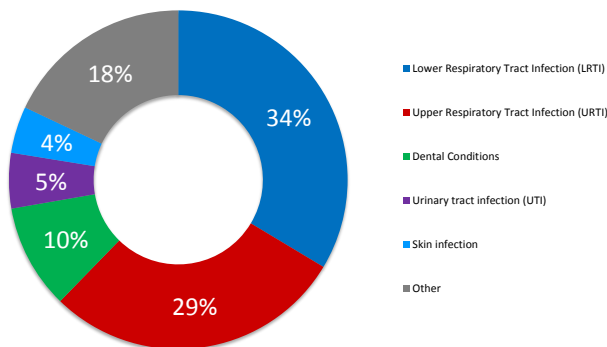
DOH - Erbil

## Alert

Incidence of acute jaundice syndrome above threshold

## Morbidity

## Acute health conditions (%)

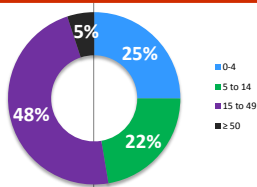


## Top 5 acute health conditions

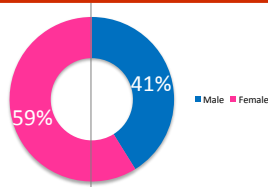
	% morbidity	# of cases
1 Lower Respiratory Tract Infection (LRTI)	34%	286
2 Upper Respiratory Tract Infection (URTI)	29%	244
3 Dental Conditions	10%	85
4 Urinary tract infection (UTI)	5%	45
5 Skin infection	4%	38
- Other	18%	153

## Breakdown of acute health conditions

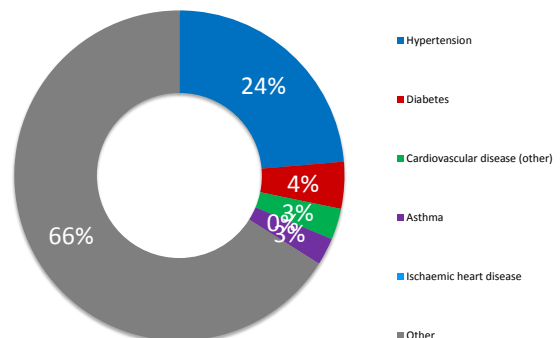
## by age



## by gender



## Chronic health conditions (%)

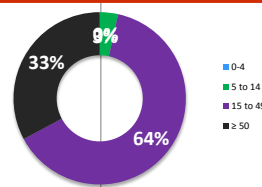


## Top 5 chronic health conditions

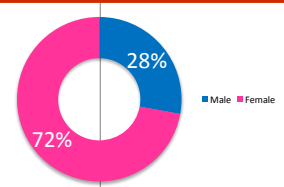
	% morbidity	# of cases
1 Hypertension	24%	62
2 Diabetes	5%	12
3 Cardiovascular disease (other)	3%	8
4 Asthma	3%	7
5 Ischaemic heart disease	0%	0
- Other	66%	173

## Breakdown of chronic health conditions

## by age

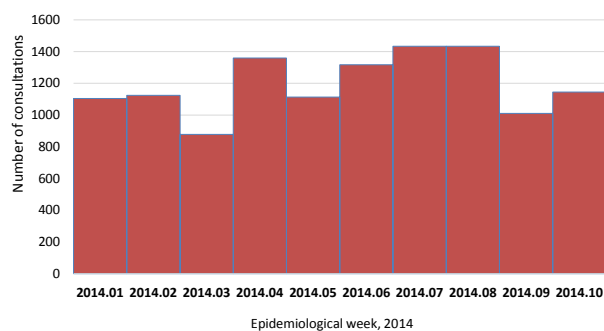


## by gender

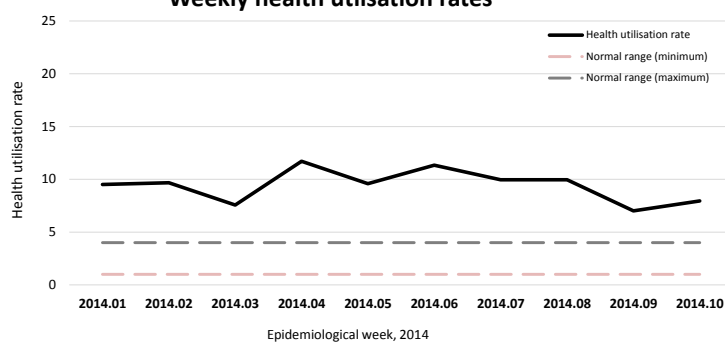


## Trends since January 2014

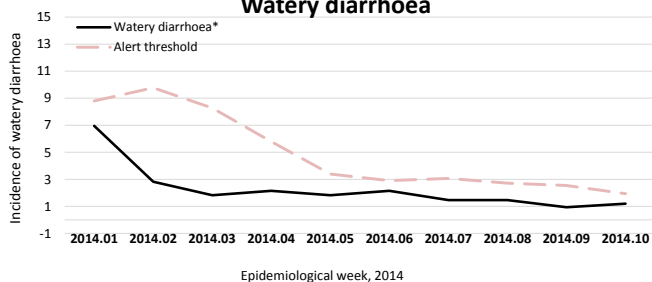
### Number of consultations



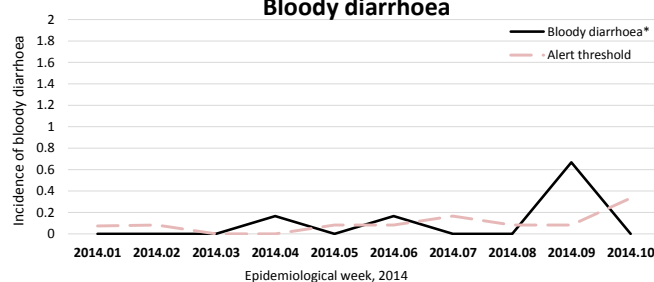
### Weekly health utilisation rates



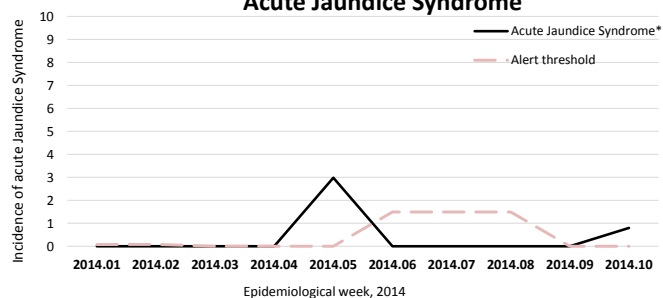
### Watery diarrhoea



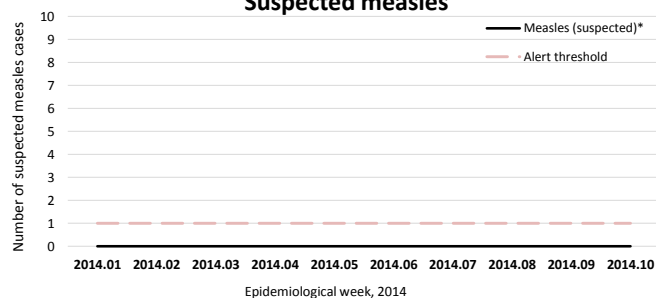
### Bloody diarrhoea



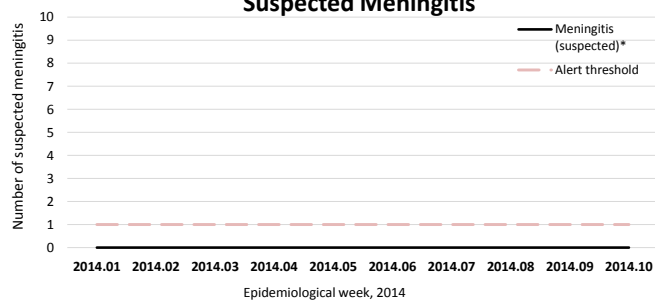
### Acute Jaundice Syndrome



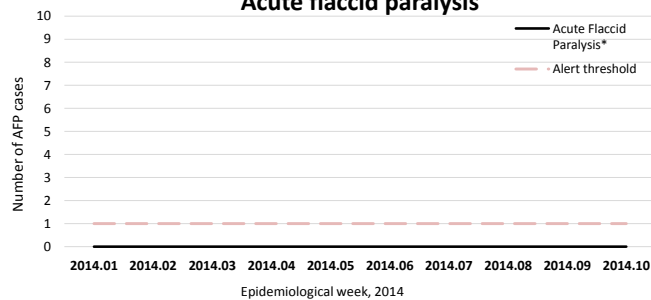
### Suspected measles



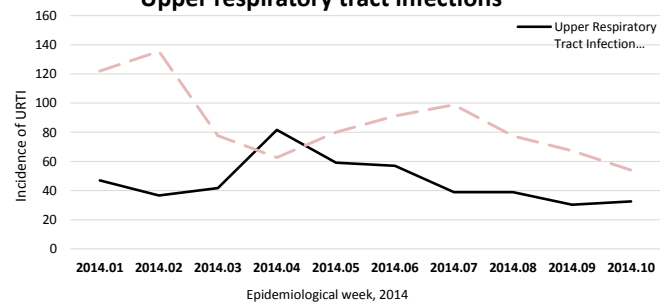
### Suspected Meningitis



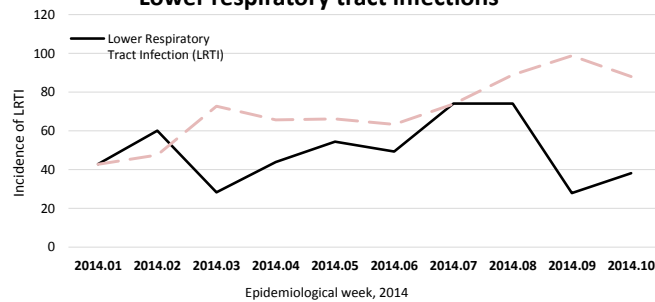
### Acute flaccid paralysis



### Upper respiratory tract infections



### Lower respiratory tract infections



## Calculation of disease alert thresholds:

Watery diarrhoea = 1.5 x baseline, Bloody diarrhoea = 1.5 x baseline, Acute Jaundice Syndrome = 1.5 x baseline, Upper respiratory tract infections = 1.5 x baseline,  
Meningitis = 5 cases, Acute Flaccid Paralysis = 1 case, Measles = 1 case,  
baseline = average incidence or number of cases over the previous 3 weeks

## Public Health

### Health Impact

Indicator	Standard
Crude Mortality Rate (CMR) (/1000/month)	0.0 < 1.5
Under-five Mortality Rate (U5MR) (/1000/month)	0.0 < 3.0
Neonatal Mortality Rate (NNMR) (/1000 livebirths)	0.0 < 40

### Access and utilization

No. of health facilities	1.0	1 : < 10,000
Total number of consultations	1,145	
Health utilisation rate	7.9	1 - 4
No. of consultations per trained clinician per day	55	< 50

### Reproductive health

Proportion of first time antenatal visits made < 1st trimester	N/A	≥ 90%
--	-----	-------

### Outbreak Alert and Response

Indicator	Standard
Number of outbreaks reported	0
% of outbreaks investigated within 48 hours	100%

### Routine immunization

BCG immunisation coverage	56%	> 90%
DPT 1 immunisation coverage	64%	> 90%
Measles immunisation coverage	170%	> 90%
Polio III immunisation coverage	89%	> 90%
MMR immunisation coverage	112%	> 90%
Vitamin A coverage	124%	> 90%

### Sexual and gender-based violence

Incidence of reported rape	0.0
----------------------------	-----

## Top 3 Mental health conditions

	% morbidity	# of cases
1 Epilepsy / seizures	0%	0
2 Alcohol and other substance abuse disorder	0%	0
3 Psychotic disorder	0%	0
- Other	100%	4

## Top 3 injuries

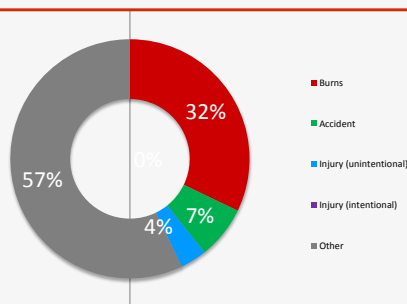
	% morbidity	# of cases
1 Burns	32%	9
2 Accident	7%	2
3 Injury (unintentional)	4%	1
- Other	57%	16

## Breakdown of mental health conditions

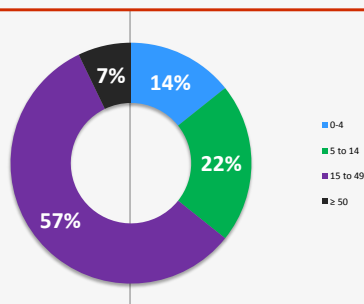
NO MENTAL HEALTH CONDITION REPORTED THIS WEEK

## Breakdown of injuries

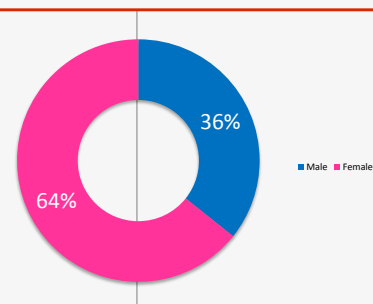
### By cause



### By age



### By gender



We gratefully acknowledge the support of the following agencies:



View interactive maps and statistics online  
<http://twine.unhcr.org>

