

Registered Syrians in Jordan

Registered since 01 March 2011

19 April 2014

UNHCR Jordan



Total Active Registered Syrians

593,540



485,400

81.8%



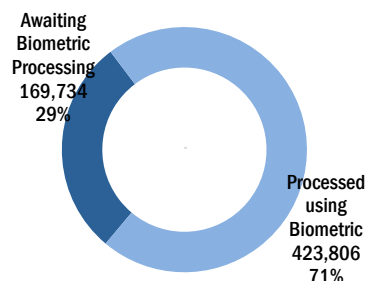
108,140

18.2%

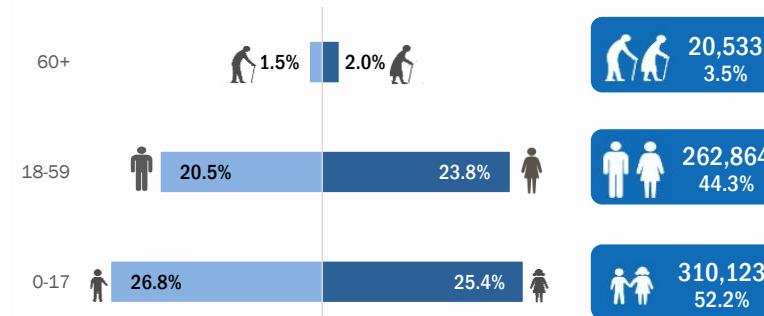
Standard Age and Gender

Age	0-4	5-11	12-17	18-35	36-59	60+	Total	%
Female	50,277	61,058	39,712	91,791	49,499	11,841	304,178	51.2%
Male	53,091	63,887	42,098	80,800	40,774	8,712	289,362	48.8%
Total	103,368	124,945	81,810	172,591	90,273	20,553	593,540	100%
	17.4%	21.1%	13.8%	29.1%	15.2%	3.5%		

Biometric Statistics (IRIS)



Age-Gender Breakdown



Place of Origin

Dar'a	283,246	47.7%
Homs	95,326	16.1%
Rural Damascus	67,738	11.4%
Damascus	46,160	7.8%
Aleppo	35,608	6.0%
Hama	27,676	4.7%
Idlib	8,095	1.4%
Ar-raqqa	5,782	1.0%
Al-hasakeh	3,131	0.5%
Quneitra	2,515	0.4%
Deir-ez-zor	2,273	0.4%
Lattakia	1,044	0.2%
As-sweida	747	0.1%
Tartous	265	0.0%
Other	13,934	2.3%

Specific Needs

Serious medical condition	22,598	3.8%
Woman at risk	19,344	3.3%
Specific legal and physical protection needs	16,880	2.8%
Disability	10,517	1.8%
Child at risk	9,207	1.6%
Single parent	6,823	1.1%
Unaccompanied or separated child	4,860	0.8%
Older person at risk	3,313	0.6%
Torture	2,069	0.3%
Family unity	195	0.0%
Pregnant or lactating	79	0.0%
Total	95,885	16.2%

Arrivals

Pre-2011	7,465	1.3%
2011	21,601	3.6%
2012	188,901	31.8%
2013	331,963	55.9%
2014	43,609	7.3%

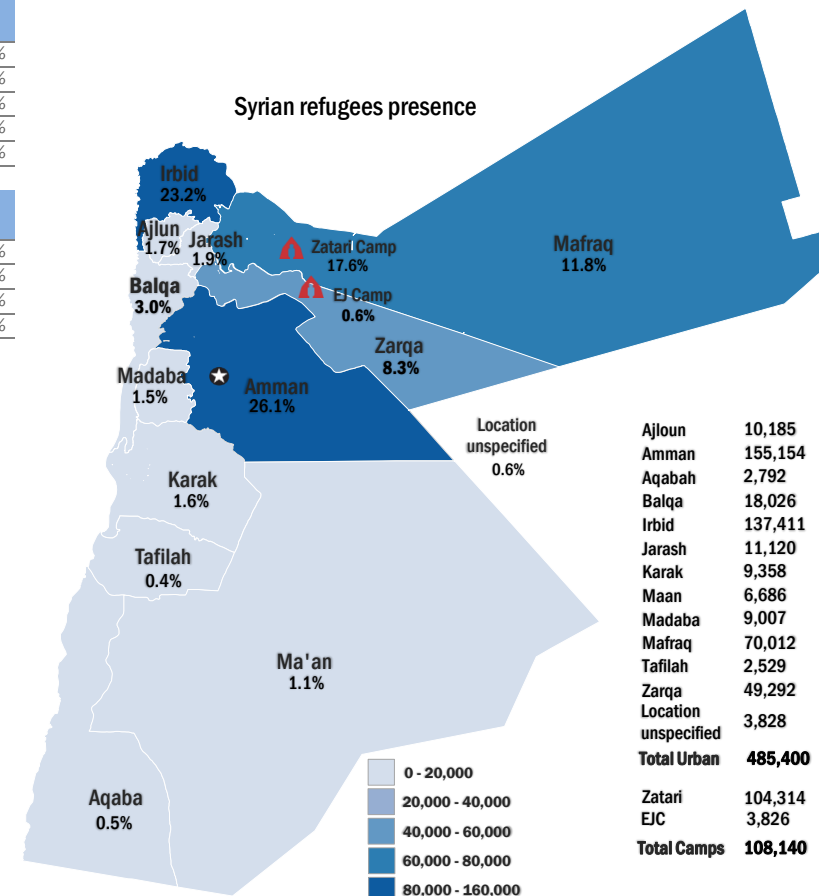
Registration Trend

2011	2,306	0.3%
2012	129,896	15.2%
2013	666,411	77.8%
2014	58,160	6.8%

Syrian Registration Trend since 01 March 2011



Syrian refugees presence



* Coloured map only reflects refugees

Interagency Portal: <http://data.unhcr.org/Syrianrefugees>

UNHCR on the web: <http://www.unhcr.org>; <http://www.unhcr.org>

UNHCR on Social network: <http://www.facebook.com/UNHCRJordan>; http://twitter.com/And_Harper; <http://twitter.com/ZaatariCamp>