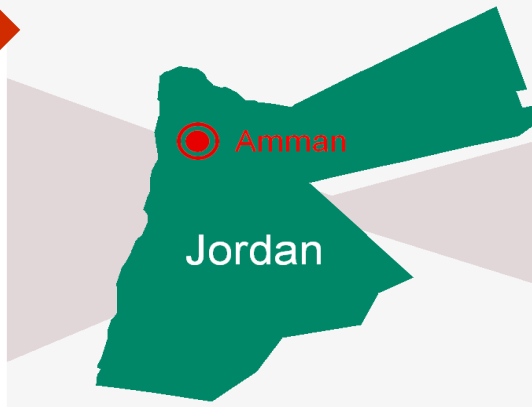
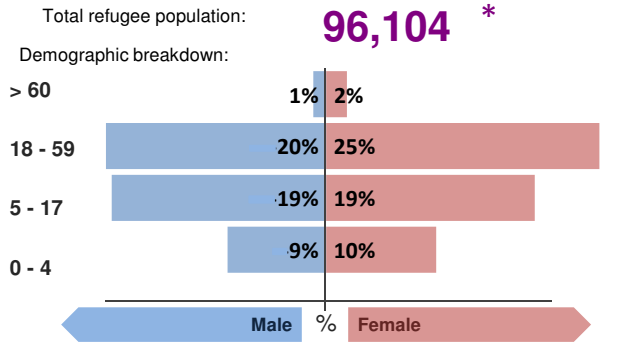




Refugee population



Key facts

Camp opened: **July 2012**

* Source of population data: **WFP Distribution Figures**

Indicators at a glance

1 Health utilisation rate	6.3	✓
2 Number of consultations per clinician per day	25	✓
3 Hospitalisation rate	3.7	🚩
4 Referral rate		?
5 % deliveries attended by skilled personnel	100%	⚠️
6 Crude Mortality Rate (CMR) (/1000/month)	0.3	✓
7 Under-five Mortality Rate (U5MR) (/1000/month)	0.7	✓
8 Neonatal Mortality Rate (NNMR) (/1000 livebirths)	18.2	✗

Notes

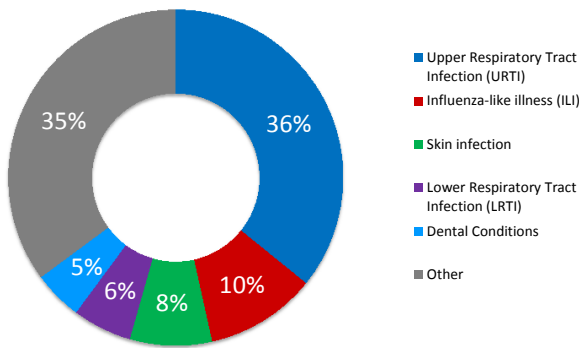
This public health profile for Za'atri refugee camp is compiled from health facility data from the following partners:

- IMC Clinic
- JHAS Clinic
- Jordan Italian Field Hospital
- MDM Clinics 1 and 2
- Moroccan Field Hospital
- Saudi Clinic

Data is collected using standardised Health Information System (HIS) data collection and reporting tools and aims to be as accurate as possible.

Morbidity

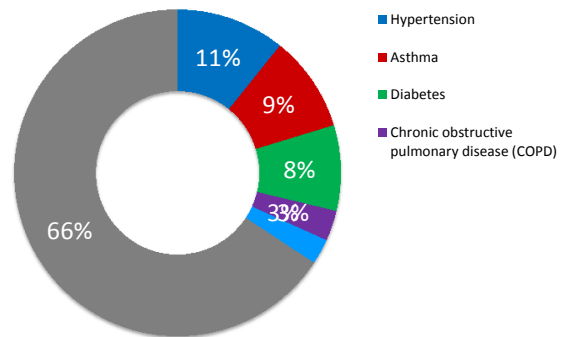
Acute health conditions (%)



Top 5 acute health conditions

Rank	Condition	% morbidity	# of cases
1	Upper Respiratory Tract Infection (URTI)	36%	2,338
2	Influenza-like illness (ILI)	11%	699
3	Skin infection	8%	517
4	Lower Respiratory Tract Infection (LRTI)	6%	309
5	Dental Conditions	5%	374
-	Other	35%	2,755

Chronic health conditions (%)

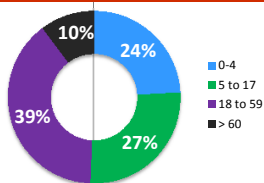


Top 5 chronic health conditions

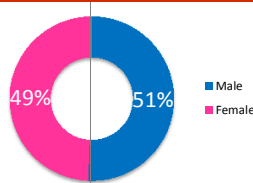
Rank	Condition	% morbidity	# of cases
1	Hypertension	11%	490
2	Asthma	10%	432
3	Diabetes	8%	385
4	Chronic obstructive pulmonary disease (COPD)	3%	137
5	Ischaemic heart disease	3%	114
-	Other	66%	2,988

Breakdown of acute health conditions

by age

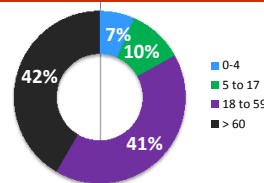


by gender

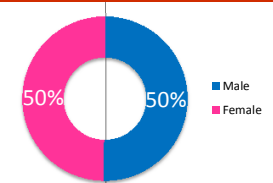


Breakdown of chronic health conditions

by age



by gender



Public Health

Health Impact

	Indicator	Standard	
Crude Mortality Rate (CMR) (/1000/month)	0.3	< 1.5	✓
Under-five Mortality Rate (U5MR) (/1000/month)	0.7	< 3.0	✓
Neonatal Mortality Rate (NNMR) (/1000 livebirths)	18.2	< 40	✓

Access and utilization

No. of health facilities	7	1 : 16018	1 : < 10,000	✗
Total number of consultations	11,731			
Health utilisation rate	6.3	1 - 4		✗
No. of consultations per trained clinician per day	25	< 50		✓

Outbreak Alert and Response

	Indicator	Standard
Number of outbreaks reported	0	
% of outbreaks investigated within 48 hours		100%

Laboratory

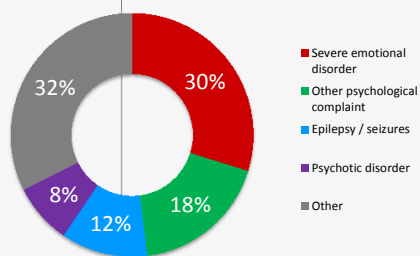
Number of laboratory samples	244
------------------------------	-----

Immunization

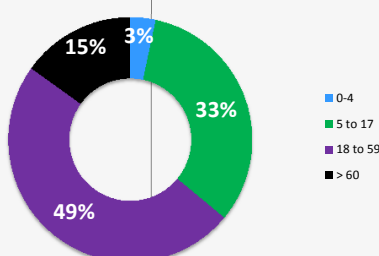
Measles vaccination rate	> 95%	?
Full vaccination rate	> 95%	?
Program drop-out rate	< 10%	?
Vaccine wastage rate	< 8%	?

Breakdown of mental health conditions

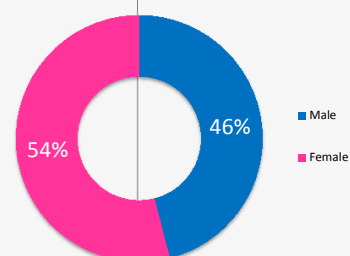
By cause



By age

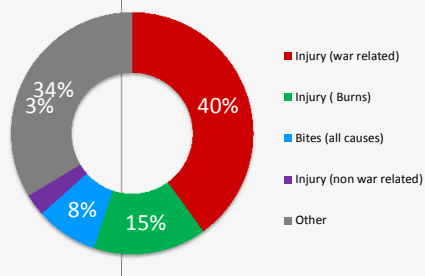


By gender

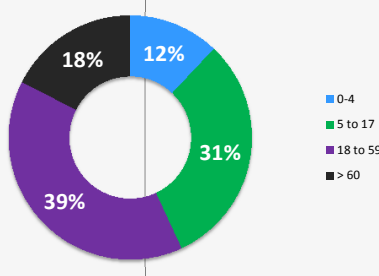


Breakdown of injuries

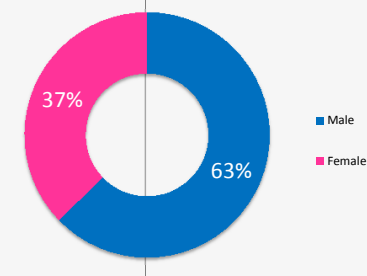
By cause



By age



By gender



In-patient and referral

In-patient department

	Indicator	Standard	
Hospitalisation rate (/1000/month)	3.7	50 - 150	🚩
Bed occupancy rate	39%	> 75%	✗
Mean length of stay for authorised discharges (days)	1.5		

	Indicator	Standard
Overall case fatality rate	0%	
Proportion of deaths within 24 hours of admission	0%	

Referral

Total referral rate	?
---------------------	---

Reproductive Health

Antenatal care

	Indicator	Standard	
Coverage of antenatal care (4 or more visits)	56%	≥ 90%	✓
Coverage of TT vaccination	25%	≥ 90%	✗
Coverage of anaemia screening in pregnancy	47%	≥ 90%	✓

Delivery care

Proportion of deliveries attended by skilled personnel	100%	≥ 90%	⚠
Proportion of deliveries performed by caesarean section	20%	5 - 15%	✓
Proportion of low birth weight deliveries (<2500g)	0%	< 15%	✓

Maternal mortality

Number of maternal deaths reported	0		
% of maternal deaths investigated within 48 hours		100%	

Postnatal care

Coverage of postnatal care	249%	≥ 90%	⚠
----------------------------	------	-------	---

Family Planning

Contraceptive prevalence rate	2%	🚩
-------------------------------	----	---

Sexual and Gender-based Violence

Incidence of rape (reported cases/10,000/year)*	0	🚩
% of rape survivors who received PEP** < 72 hours		100%
% of rape survivors who received ECP*** < 120 hours		100%
% of rape survivors who received STI**** prophylaxis < 2 wks		100%

*Only includes rapes reported at health facilities **Post-exposure prophylaxis ***Emergency contraceptive pill ****Sexually transmitted infection

