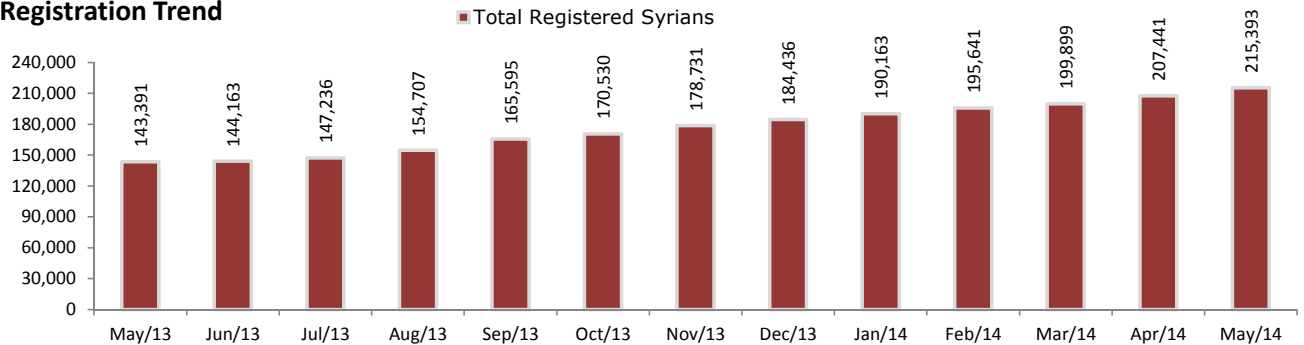




Registration Unit

Total Persons of Concern
Individuals
226,174
Households
81,262

Registration Trend

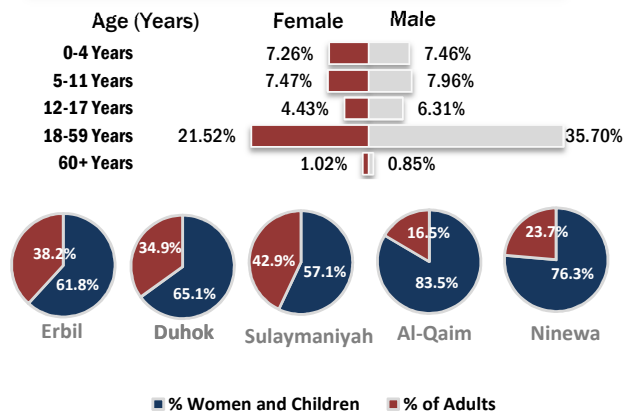


This profile is based on
and
The total is

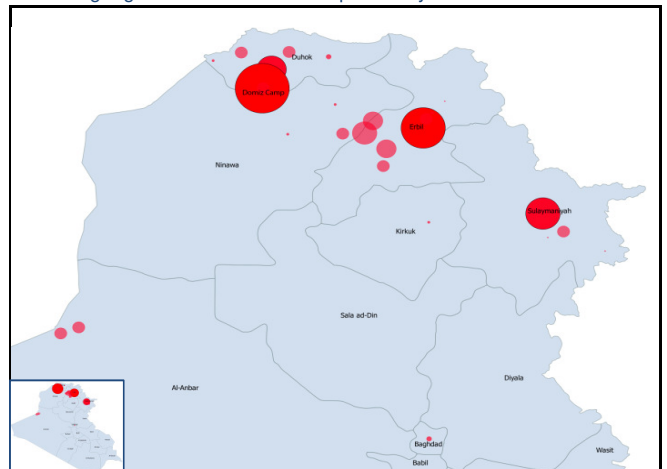
215,393
10,781
226,174

proGres registered individuals
Awaiting registration *
individuals

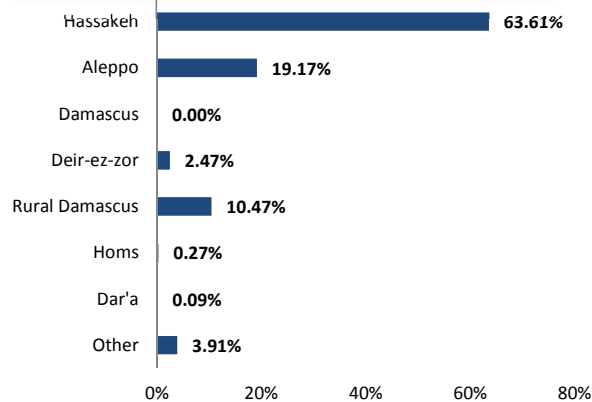
Age and Gender Breakdown



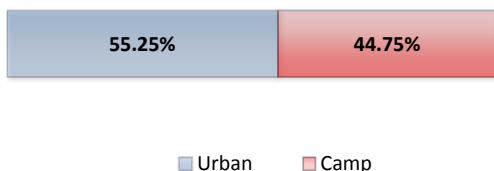
* Awaiting registration refers to those previously fixed as level 1



Place of Origin



Camp and non-camp population comparison



Governorate	Individuals	Households	% Total
Duhok	102,282	34,280	47.49%
Erbil	82,208	31,319	38.17%
Sulaymaniyah	22,625	10,077	10.50%
Anbar	4,534	1,150	2.10%
Ninewa	1,352	438	0.63%
Kirkuk	582	193	0.27%
Baghdad	396	218	0.18%
Other	1,414	606	0.66%
Total Iraq	215,393	78,281	100%

Camps Population			
Camp	Individuals	Households	% Total
Al-Obaidi Camp	1,534	322	1.59%
Akre Settlement	1,398	344	1.45%
Bajid Kandala Transit Camp	301	112	0.31%
Domiz Camp	69,033	22,859	71.62%
Gawilan Camp	2,559	665	2.65%
Basirna Camp	1,704	384	1.77%
Darashakran Camp	7,130	1,511	7.40%
Kawergosk Camp	8,485	2,200	8.80%
Qushtapa Camp	4,135	1,001	4.29%
Arbat Camp	106	44	0.11%
Total	96,385	29,442	100%