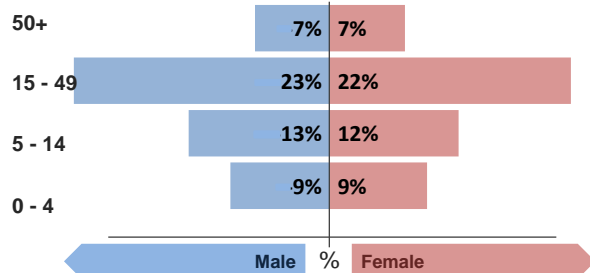


## Refugee population

Total refugee population in **reporting camps**:**28,575** §

Demographic breakdown:



## Key facts

Estimated total population living in Erbil camps: **28,575** §

\* Camps reporting health data:

**Kawergosk**  
**Qushtapa**  
**Darashakran**  
**Basirma**

Population:  
**Syrian refugees**§ Source of population data:  
**Estimates from UNHCR registration**

## Indicators at a glance

	Indicator	Standard
1	Health utilisation rate	<b>5.9</b> 1 - 4
2	Number of consultations per clinician per day	<b>54</b> < 50
3	Proportion of first time antenatal visits made < 1st trimester	<b>N/A</b> ≥ 90%
4	Measles immunisation coverage	<b>116%</b> > 90%
5	Polio III immunisation coverage	<b>91%</b> > 90%
6	Crude Mortality Rate (CMR) (/1000/month)	<b>0.0</b> < 1.5
7	Under-five Mortality Rate (U5MR) (/1000/month)	<b>0.0</b> < 3.0
8	Neonatal Mortality Rate (NNMR) (/1000 livebirths)	<b>0.0</b> < 40

## Notes

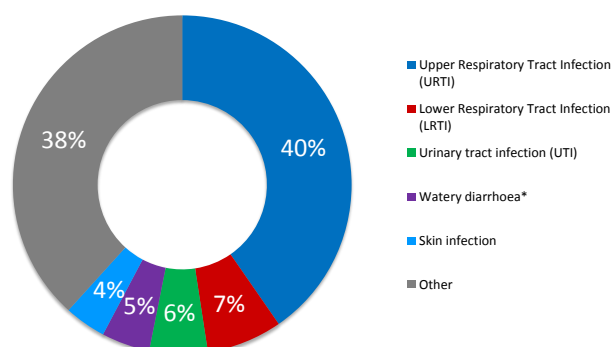
This public health profile for Erbil camps is compiled from health data obtained from reporting agencies. Data is collected using standardised Health Information System (HIS) data collection and reporting tools and aims to be as accurate as possible.

Agencies reporting:

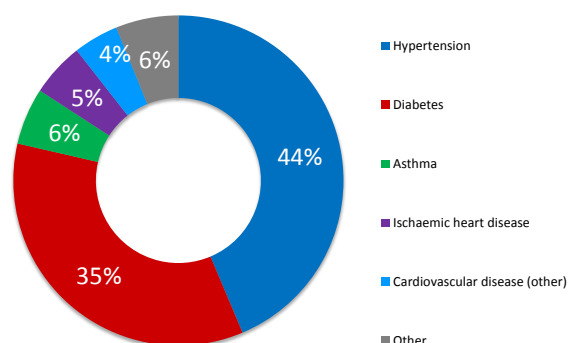
**MSF****DOH - Erbil**

## Morbidity

## Acute health conditions (%)



## Chronic health conditions (%)



## Top 5 acute health conditions

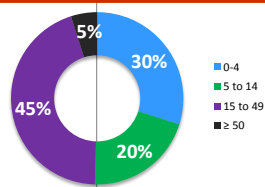
	% morbidity	# of cases
1 Upper Respiratory Tract Infection (URTI)	40%	4,850
2 Lower Respiratory Tract Infection (LRTI)	7%	868
3 Urinary tract infection (UTI)	6%	669
4 Watery diarrhoea*	5%	554
5 Skin infection	4%	478
- Other	38%	4,600

## Top 5 chronic health conditions

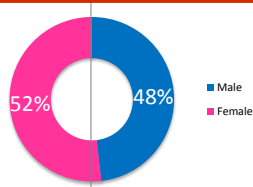
	% morbidity	# of cases
1 Hypertension	44%	306
2 Diabetes	35%	245
3 Asthma	6%	39
4 Ischaemic heart disease	5%	37
5 Cardiovascular disease (other)	4%	31
- Other	6%	43

## Breakdown of acute health conditions

## by age

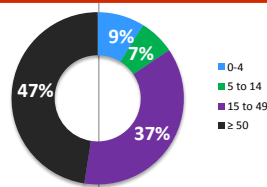


## by gender

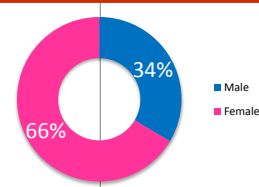


## Breakdown of chronic health conditions

## by age



## by gender



## Public Health

### Health Impact

Indicator	Standard
Crude Mortality Rate (CMR) (/1000/month)	0.0 < 1.5
Under-five Mortality Rate (U5MR) (/1000/month)	0.0 < 3.0
Neonatal Mortality Rate (NNMR) (/1000 livebirths)	0.0 < 40

### Access and utilization

No. of health facilities	1.0	1 : < 10,000
Total number of consultations	12,999	
Health utilisation rate	5.9	1 - 4
No. of consultations per trained clinician per day	54	< 50

### Reproductive health

Proportion of first time antenatal visits made < 1st trimester	N/A	≥ 90%
--	-----	-------

### Outbreak Alert and Response

Indicator	Standard
Number of outbreaks reported	0
% of outbreaks investigated within 48 hours	N/A 100%

### Routine immunization

BCG immunisation coverage	63%	> 90%
DPT 1 immunisation coverage	69%	> 90%
Measles immunisation coverage	116%	> 90%
Polio III immunisation coverage	91%	> 90%
MMR immunisation coverage	111%	> 90%
Vitamin A coverage	103%	> 90%

### Sexual and gender-based violence

Incidence of reported rape	0.0
----------------------------	-----

## Top 3 Mental health conditions

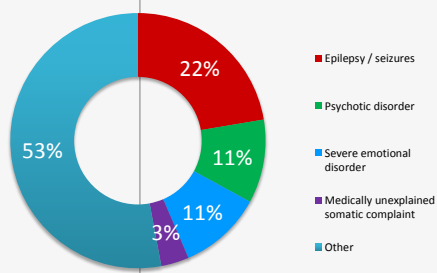
	% morbidity	# of cases
1 Epilepsy / seizures	22%	19
2 Psychotic disorder	11%	9
3 Severe emotional disorder	11%	9
- Other	56%	48

## Top 3 injuries

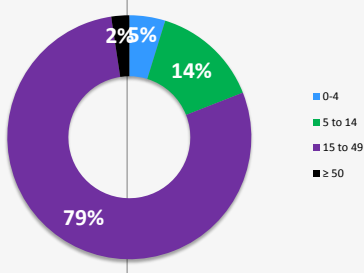
	% morbidity	# of cases
1 Injury (unintentional)	60%	116
2 Burns	19%	36
3 Accident	9%	17
- Other	13%	25

## Breakdown of mental health conditions

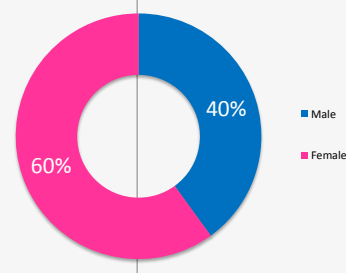
### By cause



### By age

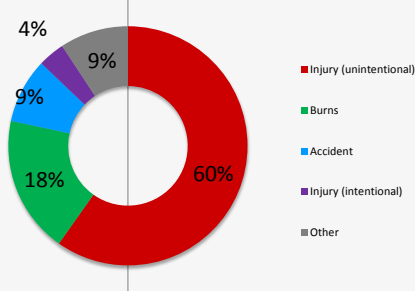


### By gender

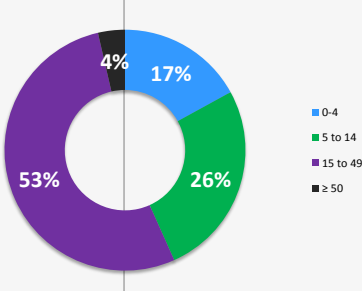


## Breakdown of injuries

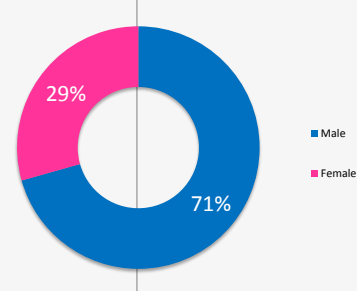
### By cause



### By age



### By gender



We gratefully acknowledge the support of the following agencies:



View interactive maps and statistics online  
<http://twine.unhcr.org>

