

Registered Syrians in Jordan

Registered since 01 March 2011

14 June 2014

UNHCR Jordan



Total Active Registered Syrians

599,820



Urban

501,213

83.6%



Camps

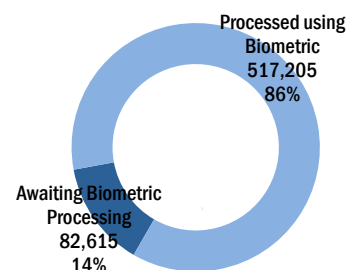
98,607

16.4%

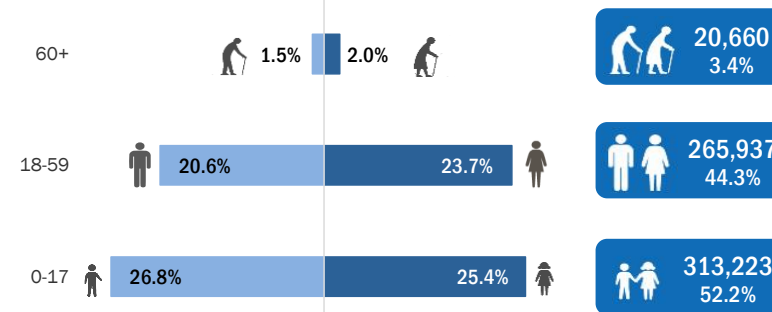
Standard Age and Gender

Age	0-4	5-11	12-17	18-35	36-59	60+	Total	%
Female	50,903	61,793	39,581	92,505	49,577	11,907	306,266	51.1%
Male	54,128	64,652	42,166	82,429	41,426	8,753	293,554	48.9%
Total	105,031	126,445	81,747	174,934	91,003	20,660	599,820	100%
	17.5%	21.1%	13.6%	29.2%	15.2%	3.4%		

Biometric Statistics (IRIS)



Age-Gender Breakdown



Place of Origin

Dar'a	279,904	46.7%
Homs	96,690	16.1%
Rural Damascus	69,785	11.6%
Damascus	47,024	7.8%
Aleppo	39,059	6.5%
Hama	28,218	4.7%
Idlib	8,499	1.4%
Ar-raqqa	6,972	1.2%
Al-hasakeh	3,337	0.6%
Quneitra	2,727	0.5%
Deir-ez-zor	2,476	0.4%
Lattakia	1,069	0.2%
As-sweida	782	0.1%
Tartous	269	0.0%
Other	13,009	2.2%

Specific Needs

Serious medical condition	23,278	3.9%
Specific legal and physical protection needs	20,993	3.5%
Woman at risk	19,138	3.2%
Child at risk	15,236	2.5%
Disability	11,060	1.8%
Single parent	8,096	1.3%
Unaccompanied or separated child	4,812	0.8%
Older person at risk	3,477	0.6%
Torture	2,238	0.4%
Family unity	171	0.0%
Pregnant or lactating	66	0.0%
Total	108,565	18.1%

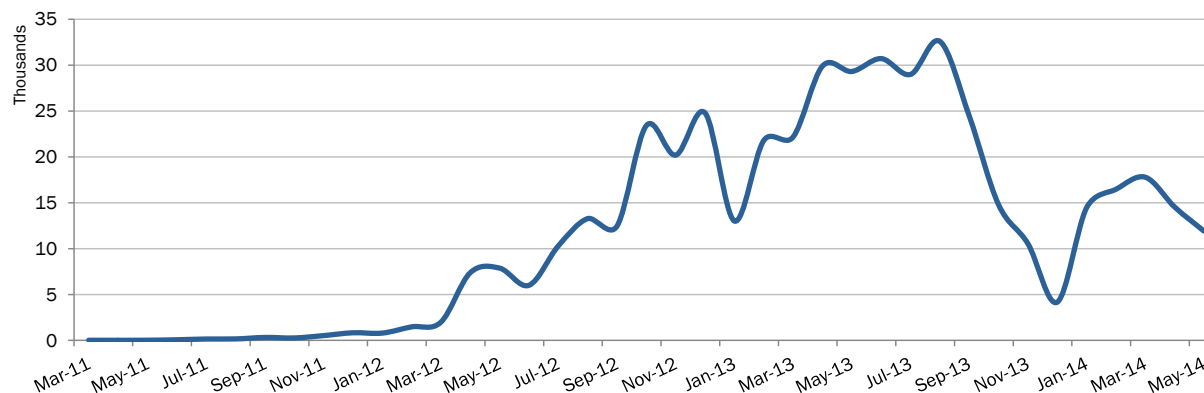
Arrivals

Pre-2011	7,753	1.3%
2011	21,911	3.7%
2012	187,992	31.3%
2013	324,071	54.0%
2014	58,093	9.7%

Registration Trend

2011	2,306	0.3%
2012	129,896	14.8%
2013	666,411	75.8%
2014	79,978	9.1%

Syrian Registration Trend since 01 March 2011



Syrian refugees presence

