



Registration Unit

Total Persons of

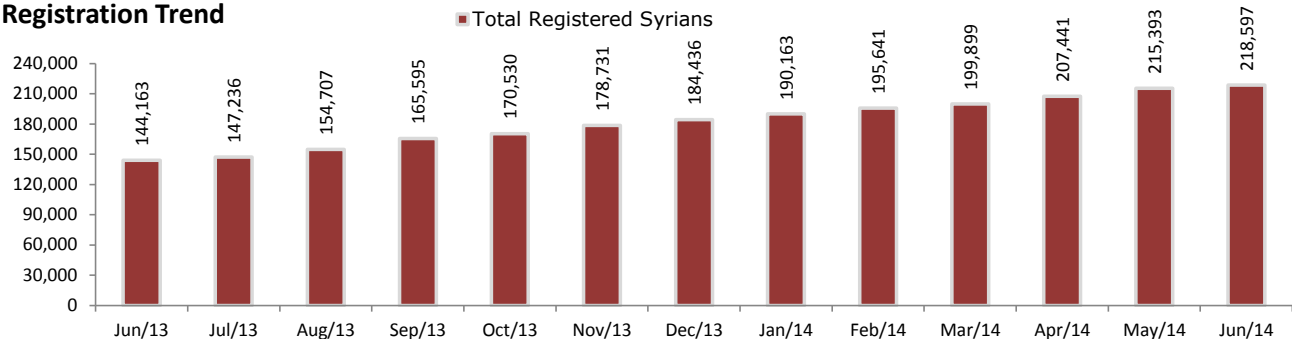
Individuals

220,210

Households

82,020

Registration Trend

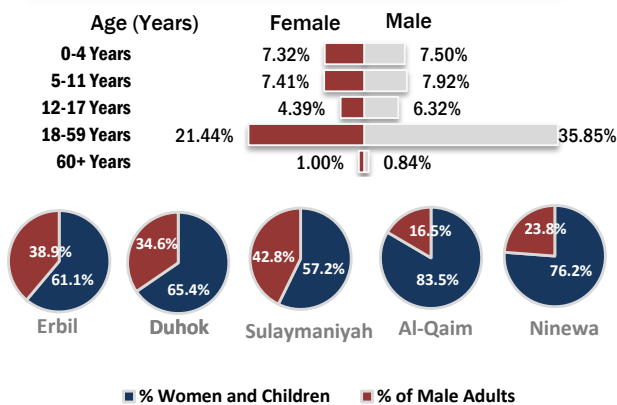


This profile is based on
and
The total is

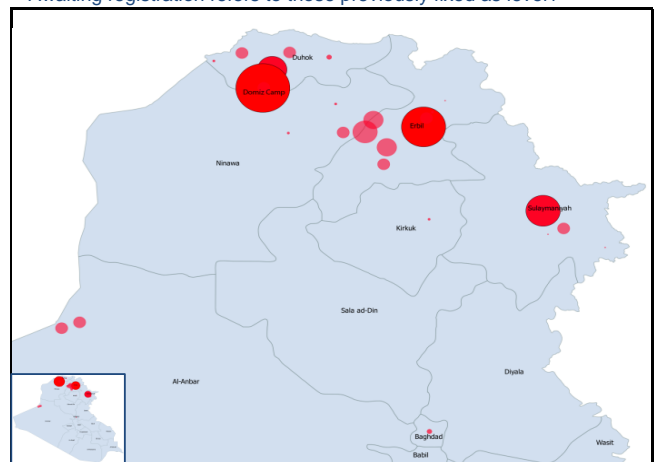
218,597
1,613
220,210

proGres registered individuals
Awaiting registration *
individuals

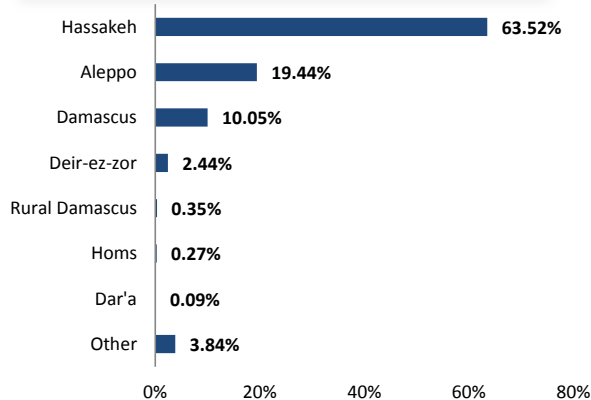
Age and Gender Breakdown



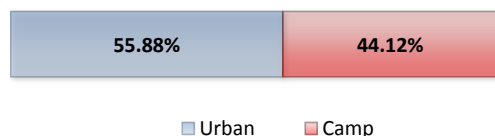
* Awaiting registration refers to those previously fixed as level1



Place of Origin



Camp and non-camp population comparison



Governorate	Individuals	Households	% Total
Duhok	100,386	33,190	45.92%
Erbil	86,974	33,852	39.79%
Sulaymaniyah	22,813	10,158	10.44%
Anbar	4,532	1,150	2.07%
Ninewa	1,358	442	0.62%
Kirkuk	691	238	0.32%
Baghdad	398	218	0.18%
Other	1,445	646	0.66%
Total Iraq	218,597	79,894	100%

Camps Registered Population			
Camp	Individuals	Households	% Total
Al-Obaidi Camp	1,536	322	1.59%
Akre Settlement	1,407	344	1.46%
Bajid Kandala Transit Camp	185	53	0.19%
Domiz Camp	65,041	21,360	67.44%
Gawilan Camp	2,511	644	2.60%
Basirma Camp	3,044	716	3.16%
Darashakran Camp	7,699	1,633	7.98%
Kawergosk Camp	8,935	2,339	9.26%
Qushtapa Camp	4,243	1,038	4.40%
Arbat Camp*	1,842	512	1.91%
Total	96,443	28,961	100%

* 1,613 individuals (432 households - HHs) waiting for registration are in Arbat Camp.