


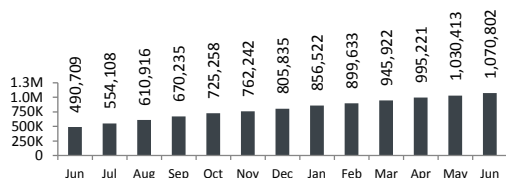
Registered (Jun. 27 - Jul. 03)	
Beirut & Mt. Leb.	2,670
North	1,785
Bekaa	4,084
South	985
Total	9,524

	1,122,649	Total
	1,076,343	Registered
	46,306	Awaiting

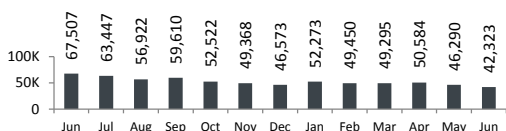
	Total awaiting	Average waiting period
Beirut & Mt. Leb.	8,475	18
North	3,528	15
Bekaa	31,604	32
South	2,699	17
Total	46,306	27

UNHCR Registered

■ Total Active Syrians (as of the end of each month)



■ Syrians Registration by Month



Place of Origin		
Homs	238,465	22.2%
Aleppo	213,410	19.8%
Rural Damascus	149,389	13.9%
Idleb	144,675	13.4%
Hama	78,537	7.3%
Dar'a	72,223	6.7%
Ar-raqqa	53,094	4.9%
Damascus	52,696	4.9%
Al-hasakeh	26,281	2.4%
Deir-ez-zor	21,281	2.0%
Quneitra	8,405	0.8%
Latakia	4,471	0.4%
Tartous	3,151	0.3%
As-sweida	707	0.1%
Others, n/a	9,558	0.9%

Distribution of Syrians in Lebanon

Persons Households % Total

Beirut	29,854	8,456	Beirut	29,854	8,456	2.8%
Mount Lebanon	259,041	64,219	El Meten	52,104	14,487	4.8%
			Baabda	85,093	20,505	7.9%
			Kesrwan	12,591	3,540	1.2%
			Chouf	50,195	11,494	4.7%
			Aley	54,722	12,993	5.1%
			Jbeil	4,336	1,200	0.4%
North	279,808	69,806	Akkar	107,387	26,616	10.0%
			Tripoli	64,263	17,147	6.0%
			El Minieh-Denr	59,069	14,406	5.5%
			El Koura	16,337	4,022	1.5%
			El Batroun	16,924	3,867	1.6%
			Zgharta	13,237	3,163	1.2%
			Bcharre	2,591	585	0.2%
Bekaa	376,557	81,836	Zahle	172,436	36,680	16.0%
			Baalbek	122,584	27,662	11.4%
			West Bekaa	63,980	13,714	5.9%
			Rachaya	11,429	2,482	1.1%
			El Hermel	6,128	1,298	0.6%
South	131,083	29,358	Sour	31,104	7,090	2.9%
			Saida	47,785	10,685	4.4%
			Marjaayoun	7,249	1,568	0.7%
			Jezzine	2,791	646	0.3%
			El Nabatieh	28,733	6,301	2.7%
			Hasbaya	5,694	1,406	0.5%
			Bent Jbeil	7,727	1,662	0.7%
Total Lebanon	1,076,343	253,675				

* Number of villages in Lebanon hosting Syrians is 1,757

Age & Gender

Age	0-4	5-11	12-17	18-59	60+	Total	
Female	101,407	112,532	65,867	267,495	16,719	564,020	52.4%
Male	105,796	119,005	66,673	208,084	12,765	512,323	47.6%
Total	207,203	231,537	132,540	475,579	29,484	1,076,343	100.0%
	19.3%	21.5%	12.3%	44.2%	2.7%		

