

Total Active Registered Syrians

607,517


Urban

508,992
83.8%

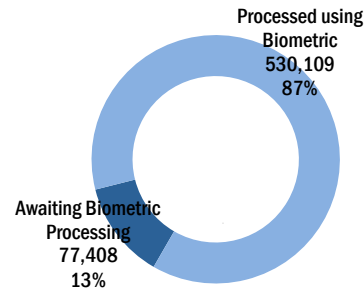

Camps

98,525
16.2%

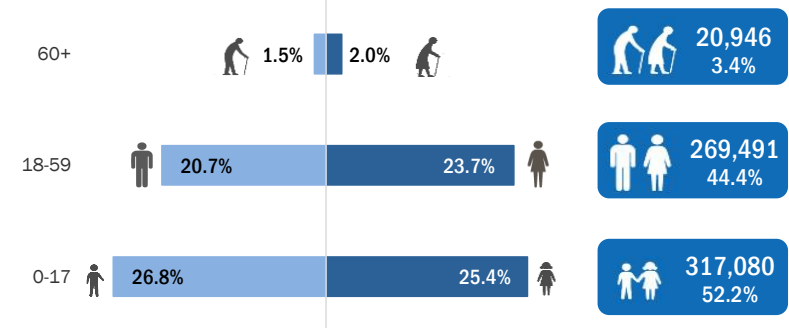
Standard Age and Gender

Age	0-4	5-11	12-17	18-35	36-59	60+	Total	%
Female	51,648	62,549	40,023	93,659	50,151	12,079	310,109	51.0%
Male	54,777	65,489	42,594	83,712	41,969	8,867	297,408	49.0%
Total	106,425	128,038	82,617	177,371	92,120	20,946	607,517	100%
	17.5%	21.1%	13.6%	29.2%	15.2%	3.4%		

Biometric Statistics (IRIS)



Age-Gender Breakdown



Place of Origin

Dar'a	283,129	46.6%
Homs	97,937	16.1%
Rural Damascus	71,225	11.7%
Damascus	47,625	7.8%
Aleppo	40,799	6.7%
Hama	28,696	4.7%
Idleb	9,072	1.5%
Ar-raqqa	7,605	1.3%
Al-hasakeh	3,516	0.6%
Quneitra	2,832	0.5%
Deir-ez-zor	2,638	0.4%
Lattakia	1,093	0.2%
As-sweida	834	0.1%
Tartous	289	0.0%
Other	10,227	1.7%

Specific Needs

Serious medical condition	24,492	4.0%
Specific legal and physical protection needs	21,219	3.5%
Woman at risk	19,820	3.3%
Child at risk	17,290	2.8%
Disability	11,509	1.9%
Single parent	9,055	1.5%
Unaccompanied or separated child	4,965	0.8%
Older person at risk	3,668	0.6%
Torture	2,384	0.4%
Family unity	202	0.0%
Pregnant or lactating	10	0.0%
Total	114,614	18.9%

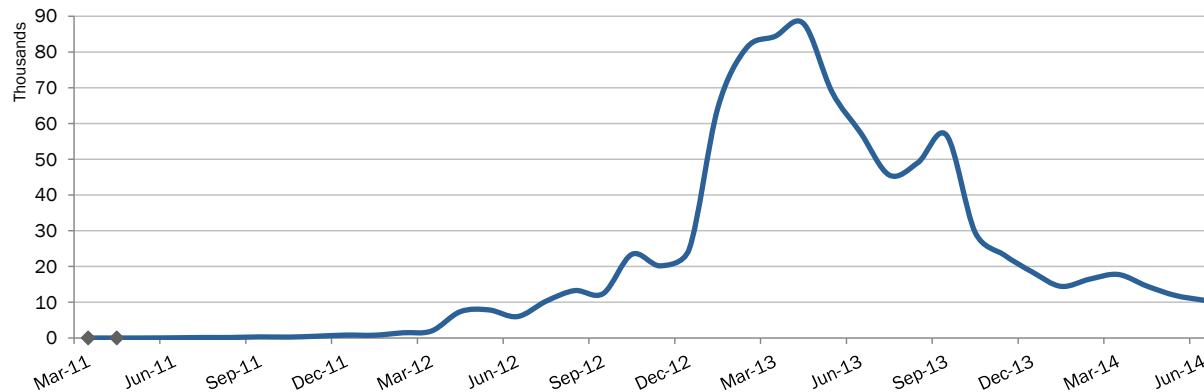
Arrivals

Pre-2011	8,402	1.4%
2011	22,091	3.6%
2012	188,058	31.0%
2013	324,178	53.4%
2014	64,788	10.7%

Registration Trend

2011	2,306	0.3%
2012	129,896	14.6%
2013	666,411	75.1%
2014	88,569	10.0%

Syrian Registration Trend since 01 March 2011



UNHCR Registered Syrians

