

Registered since 01 March 2011

UNHCR Jordan

Total Active Registered Syrians 602,169



504,170

83.7%



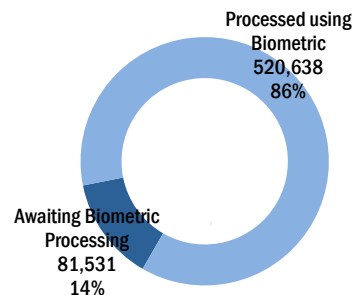
97,999

16.3%

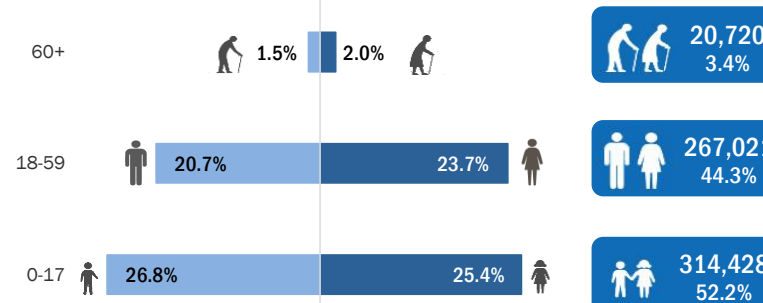
Standard Age and Gender

Age	0-4	5-11	12-17	18-35	36-59	60+	Total	%
Female	51,168	61,986	39,692	92,850	49,745	11,944	307,385	51.0%
Male	54,382	64,884	42,316	82,830	41,596	8,776	294,784	49.0%
Total	105,550	126,870	82,008	175,680	91,341	20,720	602,169	100%
	17.5%	21.1%	13.6%	29.2%	15.2%	3.4%		

Biometric Statistics (IRIS)



Age-Gender Breakdown



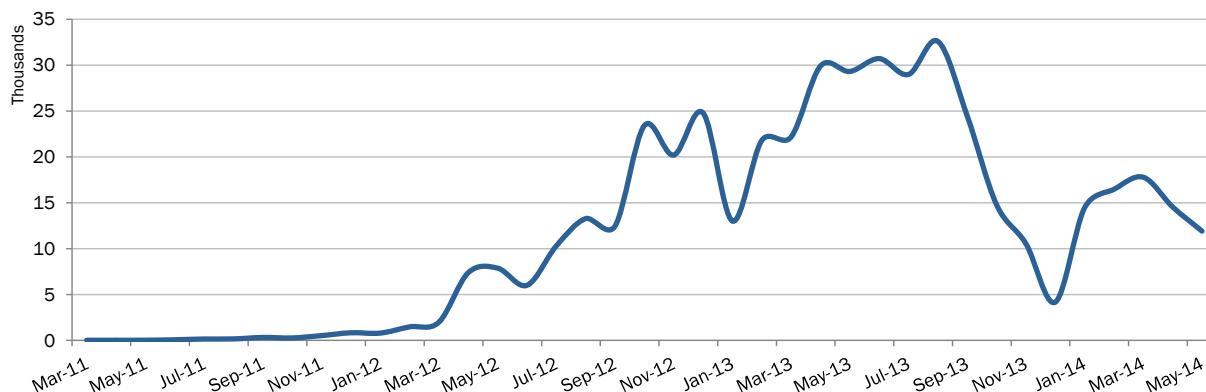
Place of Origin	Count	%
Dar'a	281,467	46.7%
Homs	97,209	16.1%
Rural Damascus	70,248	11.7%
Damascus	47,209	7.8%
Aleppo	39,646	6.6%
Hama	28,407	4.7%
Idleb	8,595	1.4%
Ar-raqqa	7,126	1.2%
Al-hasakeh	3,377	0.6%
Quneitra	2,756	0.5%
Deir-ez-zor	2,500	0.4%
Lattakia	1,076	0.2%
As-sweida	800	0.1%
Tartous	277	0.0%
Other	11,476	1.9%

Specific Needs	Count	%
Serious medical condition	23,650	3.9%
Specific legal and physical protection needs	21,224	3.5%
Woman at risk	19,393	3.2%
Child at risk	15,888	2.6%
Disability	11,186	1.9%
Single parent	8,406	1.4%
Unaccompanied or separated child	4,869	0.8%
Older person at risk	3,543	0.6%
Torture	2,281	0.4%
Family unity	177	0.0%
Pregnant or lactating	65	0.0%
Total	110,682	18.4%

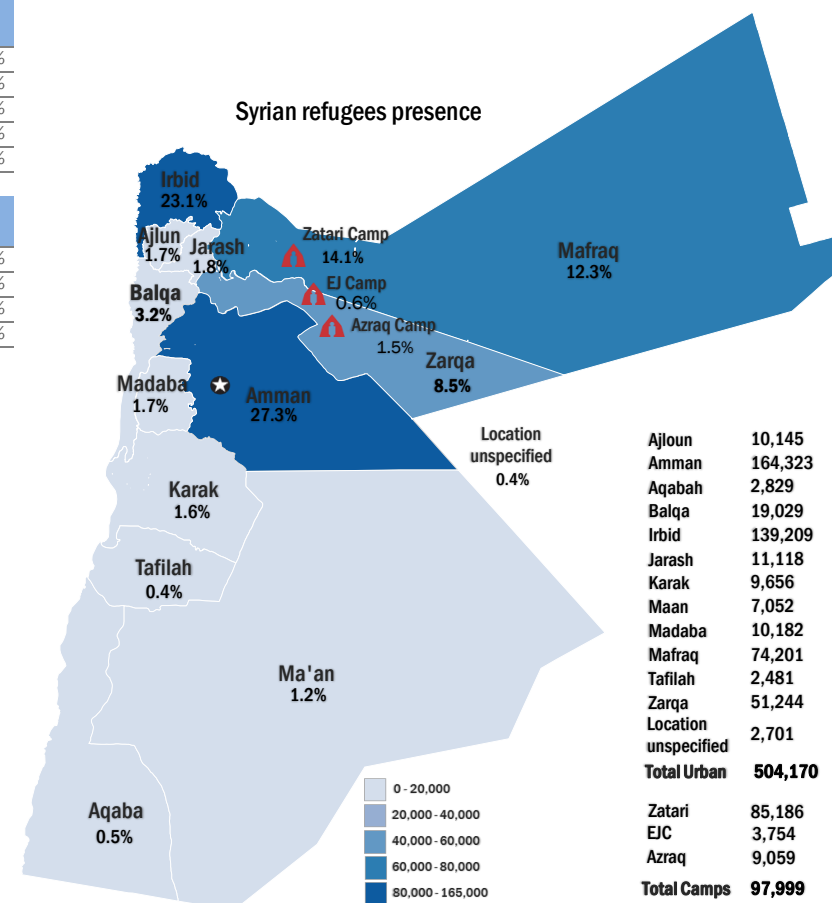
Arrivals	Count	%
Pre-2011	7,793	1.3%
2011	22,008	3.7%
2012	188,096	31.2%
2013	324,283	53.9%
2014	59,989	10.0%

Registration Trend	Count	%
2011	2,306	0.3%
2012	129,896	14.7%
2013	666,411	75.6%
2014	82,363	9.3%

Syrian Registration Trend since 01 March 2011



Syrian refugees presence



* Coloured map only reflects refugees living outside camps.