

Registered Syrians in Jordan

Registered since 01 March 2011

10 May 2014

UNHCR Jordan

Total Active Registered Syrians **597,974**



491,063
82.1%

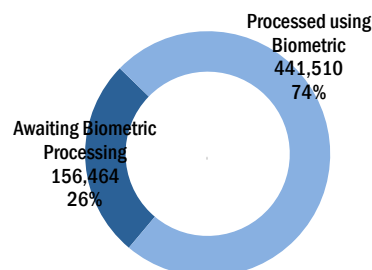


106,911
17.9%

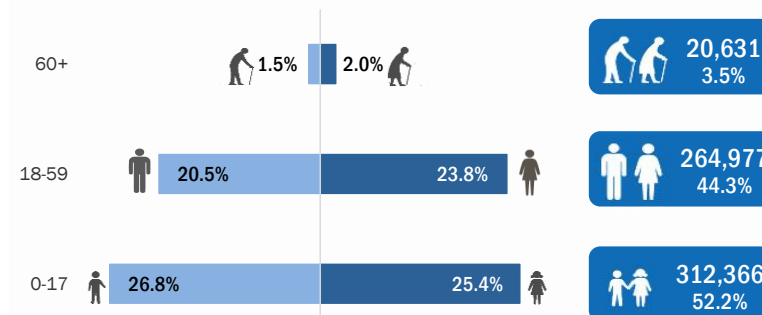
Standard Age and Gender

Age	0-4	5-11	12-17	18-35	36-59	60+	Total	%
Female	50,671	61,575	39,784	92,404	49,829	11,892	306,155	51.2%
Male	53,635	64,452	42,249	81,595	41,149	8,739	291,819	48.8%
Total	104,306	126,027	82,033	173,999	90,978	20,631	597,974	100%
	17.4%	21.1%	13.7%	29.1%	15.2%	3.5%		

Biometric Statistics (IRIS)



Age-Gender Breakdown



Place of Origin

Dar'a	282,005	47.2%
Homs	96,448	16.1%
Rural Damascus	68,766	11.5%
Damascus	46,465	7.8%
Aleppo	37,518	6.3%
Hama	28,072	4.7%
Idleb	8,350	1.4%
Ar-raqqa	6,360	1.1%
Al-hasakeh	3,299	0.6%
Quneitra	2,628	0.4%
Deir-ez-zor	2,344	0.4%
Lattakia	1,049	0.2%
As-sweida	794	0.1%
Tartous	265	0.0%
Other	13,611	2.3%

Specific Needs

Serious medical condition	22,115	3.7%
Woman at risk	18,749	3.1%
Specific legal and physical protection needs	17,843	3.0%
Child at risk	11,544	1.9%
Disability	10,544	1.8%
Single parent	7,262	1.2%
Unaccompanied or separated child	4,675	0.8%
Older person at risk	3,264	0.5%
Torture	2,142	0.4%
Family unity	153	0.0%
Pregnant or lactating	72	0.0%
Total	98,363	16.4%

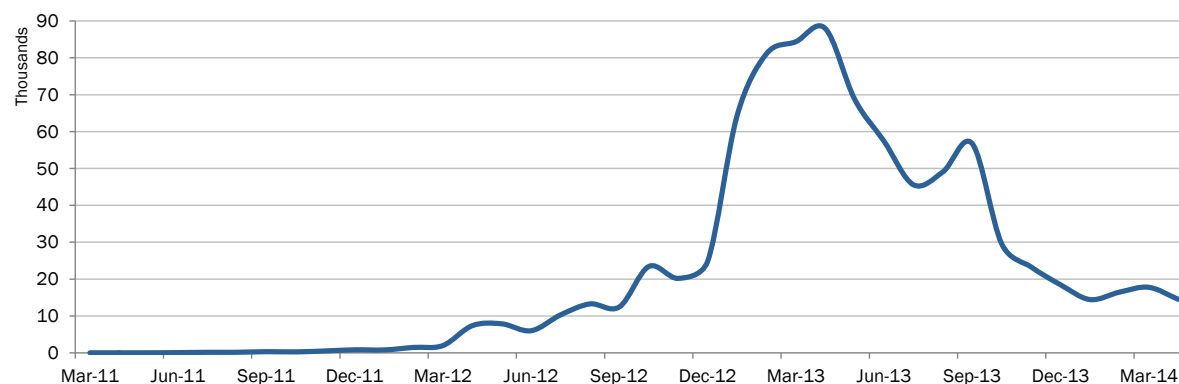
Arrivals

Pre-2011	7,559	1.3%
2011	21,724	3.6%
2012	188,824	31.6%
2013	328,791	55.0%
2014	51,076	8.5%

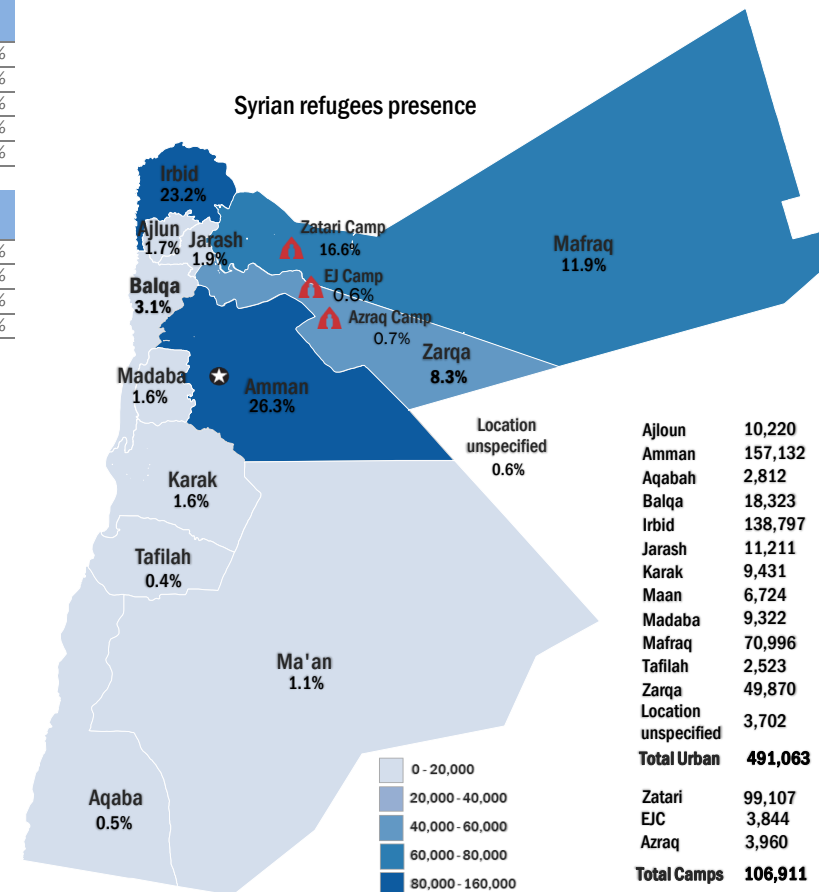
Registration Trend

2011	2,306	0.3%
2012	129,896	15.0%
2013	666,411	76.9%
2014	67,648	7.8%

Syrian Registration Trend since 01 March 2011



Syrian refugees presence



Ajloun	10,220
Amman	157,132
Aqabah	2,812
Balqa	18,323
Irbid	138,797
Jarash	11,211
Karak	9,431
Maan	6,724
Madaba	9,322
Mafraq	70,996
Tafilah	2,523
Zarqa	49,870
Location unspecified	3,702
Total Urban	491,063
Zatari	99,107
EJC	3,844
Azraq	3,960
Total Camps	106,911