

Registered Syrians in Jordan

Registered since 01 March 2011

12 April 2014

UNHCR Jordan



Total Active Registered Syrians

592,472



Urban

483,120

81.5%



Camps

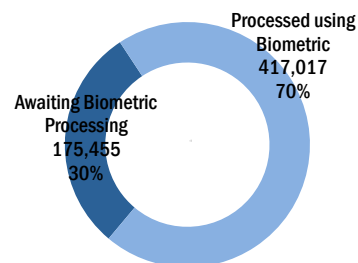
109,352

18.5%

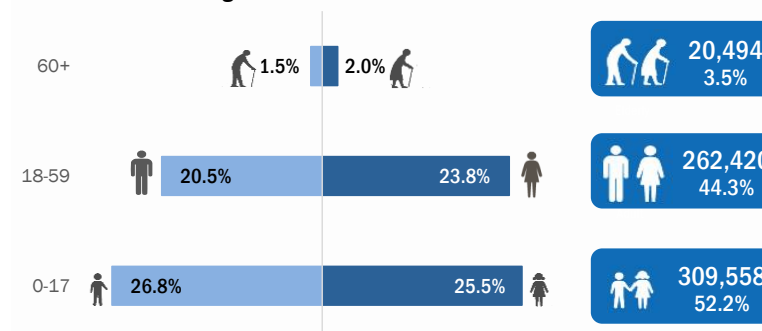
Standard Age and Gender

Age	0-4	5-11	12-17	18-35	36-59	60+	Total	%
Female	50,229	60,909	39,753	91,667	49,505	11,815	303,878	51.3%
Male	52,853	63,723	42,091	80,573	40,675	8,679	288,594	48.7%
Total	103,082	124,632	81,844	172,240	90,180	20,494	592,472	100%
	17.4%	21.0%	13.8%	29.1%	15.2%	3.5%		

Biometric Statistics (IRIS)



Age-Gender Breakdown



Place of Origin

Dar'a	284,688	48.1%
Homs	94,832	16.0%
Rural Damascus	67,203	11.3%
Damascus	45,975	7.8%
Aleppo	35,080	5.9%
Hama	27,485	4.6%
Idlib	7,895	1.3%
Ar-raqqa	5,607	0.9%
Al-hasakeh	3,065	0.5%
Quneitra	2,515	0.4%
Deir-ez-zor	2,249	0.4%
Lattakia	1,040	0.2%
As-sweida	731	0.1%
Tartous	263	0.0%
Other	13,844	2.3%

Specific Needs

Serious medical condition	20,507	3.5%
Woman at risk	17,634	3.0%
Specific legal and physical protection needs	15,269	2.6%
Disability	9,938	1.7%
Child at risk	7,722	1.3%
Single parent	6,117	1.0%
Unaccompanied or separated child	4,475	0.8%
Older person at risk	3,036	0.5%
Torture	2,015	0.3%
Family unity	122	0.0%
Pregnant or lactating	83	0.0%
Total	86,918	14.7%

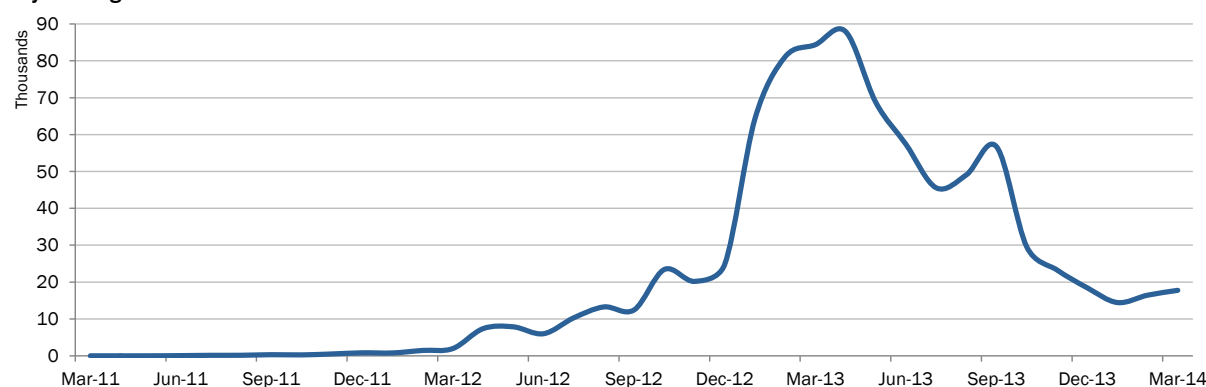
Arrivals

Pre-2011	7,430	1.3%
2011	21,515	3.6%
2012	189,590	32.0%
2013	333,127	56.2%
2014	40,810	6.9%

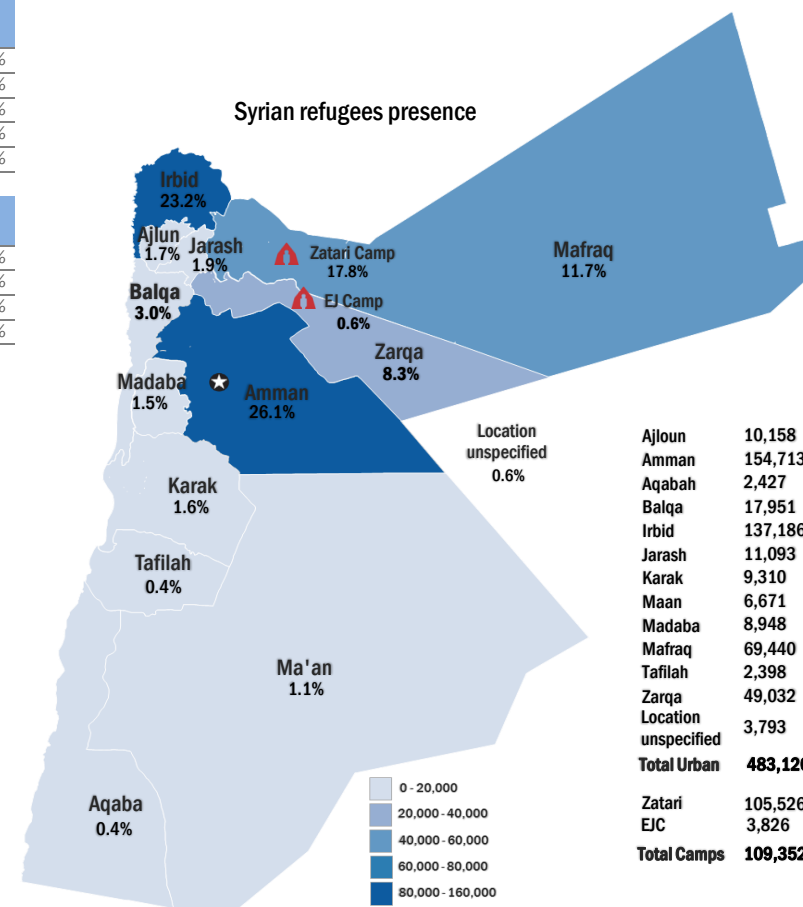
Registration Trend

2011	2,306	0.3%
2012	129,896	15.2%
2013	666,411	78.1%
2014	54,612	6.4%

Syrian Registration Trend since 01 March 2011



Syrian refugees presence



Interagency Portal: <http://data.unhcr.org/Syrianrefugees>

UNHCR on the web: <http://www.unhcr.org>; <http://www.unhcr.org>

UNHCR on Social network: <http://www.facebook.com/UNHCRJordan>; http://twitter.com/And_Harper; <http://twitter.com/ZaatariCamp>

* Coloured map is reflection Urban only .