

# Registered Syrians in Jordan

Registered since 01 March 2011

05 April 2014

UNHCR Jordan



## Total Active Registered Syrians

**591,279**



Urban

**480,836**

**81.3%**



Camps

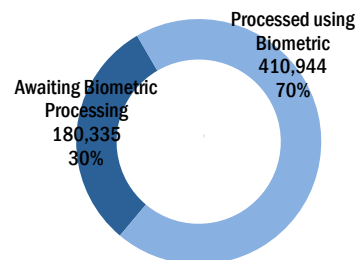
**110,443**

**18.7%**

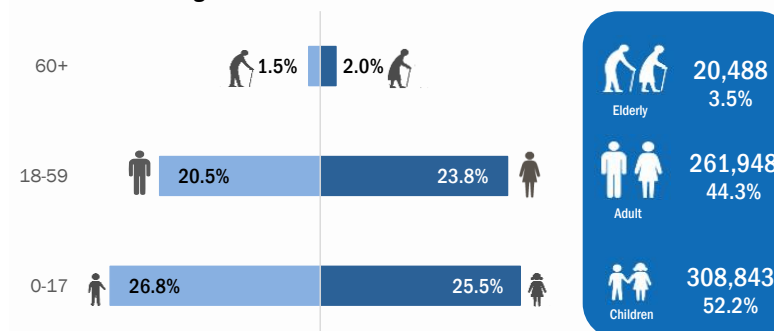
## Standard Age and Gender

Age	0-4	5-11	12-17	18-35	36-59	60+	Total	%
Female	50,188	60,677	39,779	91,538	49,476	11,829	303,487	51.3%
Male	52,695	63,441	42,063	80,358	40,576	8,659	287,792	48.7%
Total	102,883	124,118	81,842	171,896	90,052	20,488	591,279	100%
	17.4%	21.0%	13.8%	29.1%	15.2%	3.5%		

## Biometric Statistics (IRIS)



## Age-Gender Breakdown



## Place of Origin

Aleppo	34,507	5.8%
Al-hasakeh	3,002	0.5%
Ar-raqqa	5,483	0.9%
As-sweida	720	0.1%
Damascus	45,850	7.8%
Dar'a	285,704	48.3%
Deir-ez-zor	2,225	0.4%
Hama	27,401	4.6%
Homs	94,276	15.9%
Idleb	7,770	1.3%
Lattakia	1,020	0.2%
Quneitra	2,461	0.4%
Rural Damascus	66,693	11.3%
Tartous	261	0.0%
Other	13,906	2.4%

## Specific Needs

Child at risk	6,807	1.2%
Disability	9,744	1.6%
Family unity	117	0.0%
Older person at risk	2,927	0.5%
Pregnant or lactating	88	0.0%
Serious medical condition	19,993	3.4%
Single parent	5,751	1.0%
Specific legal and physical protection needs	13,810	2.3%
Torture	1,986	0.3%
Unaccompanied or separated child	4,372	0.7%
Woman at risk	17,262	2.9%
Total	82,857	14.0%

## Arrivals

Pre-2011	7,386	1.2%
2011	21,445	3.6%
2012	189,881	32.1%
2013	334,405	56.6%
2014	38,162	6.5%

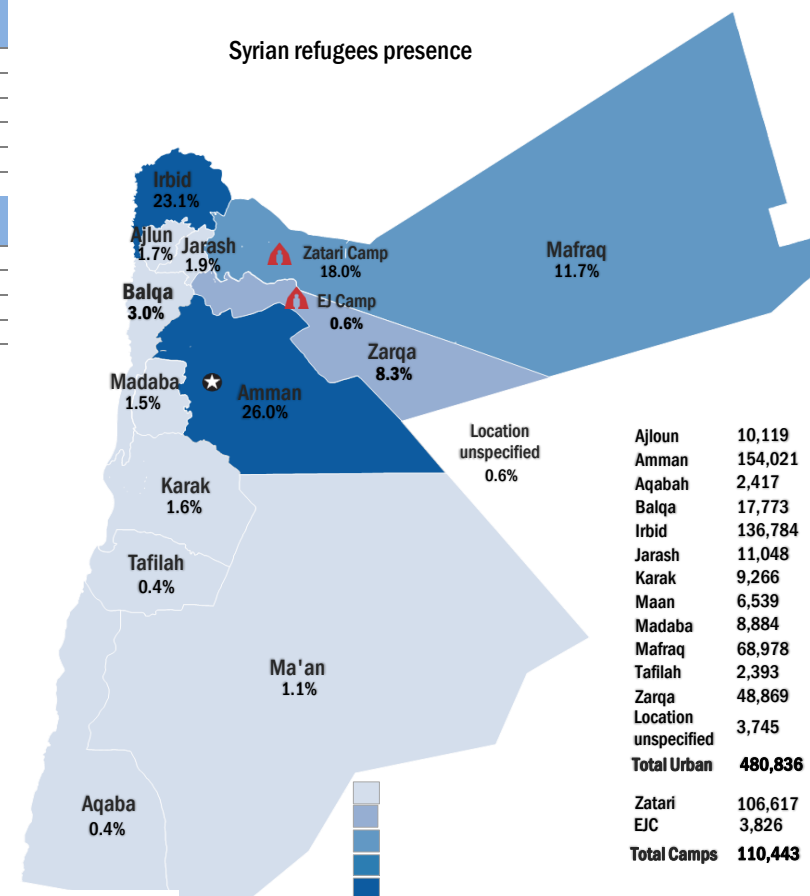
## Registration Trend

2011	2,306	0.3%
2012	129,896	15.3%
2013	666,411	78.4%
2014	51,294	6.0%

## Syrian Registration Trend since 01 March 2011



## Syrian refugees presence



Interagency Portal: <http://data.unhcr.org/Syrianrefugees>

UNHCR on the web: <http://www.unhcr.org>; <http://www.unhcr.org>

UNHCR on Social network: <http://www.facebook.com/UNHCRJordan>; [http://twitter.com/And\\_Harper](http://twitter.com/And_Harper); <http://twitter.com/ZaatariCamp>

\* Coloured map is reflection Urban only .