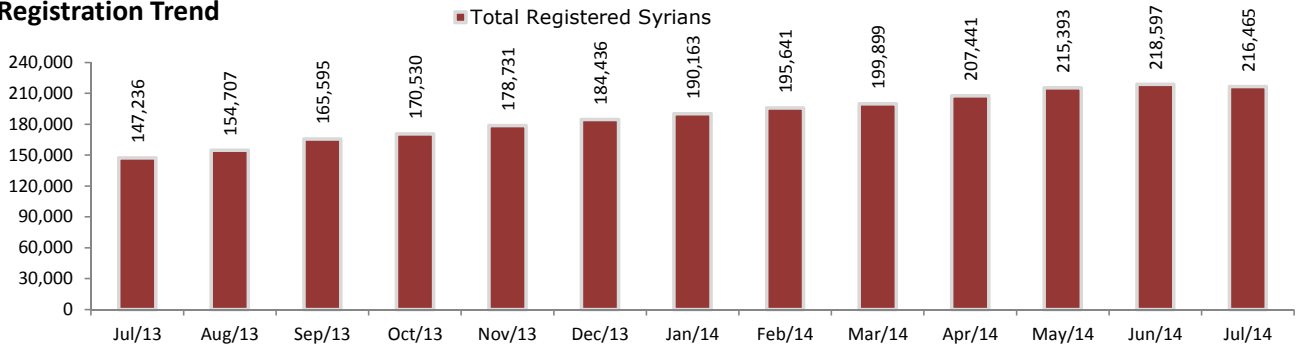




Registration Unit

Total Persons of Concern
Individuals
218,040
Households
80,181

Registration Trend

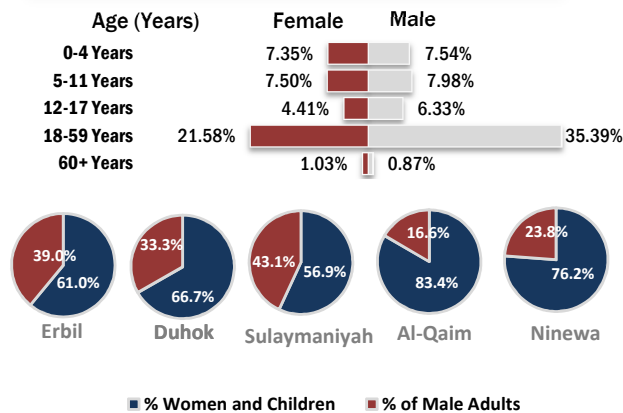


This profile is based on
and
The total is

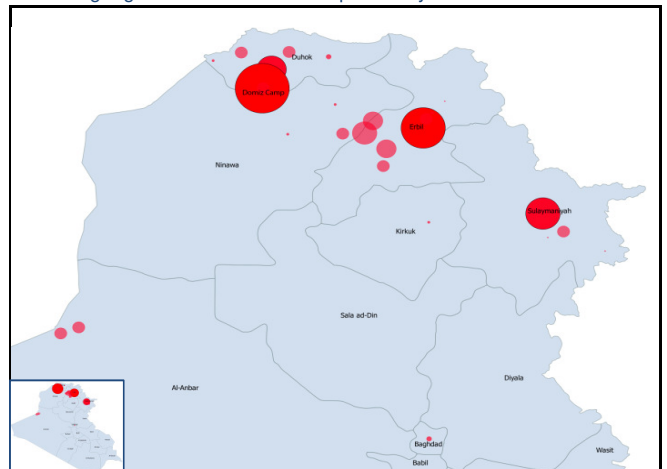
216,465
1,575
218,040

proGres registered individuals
Awaiting registration *
individuals

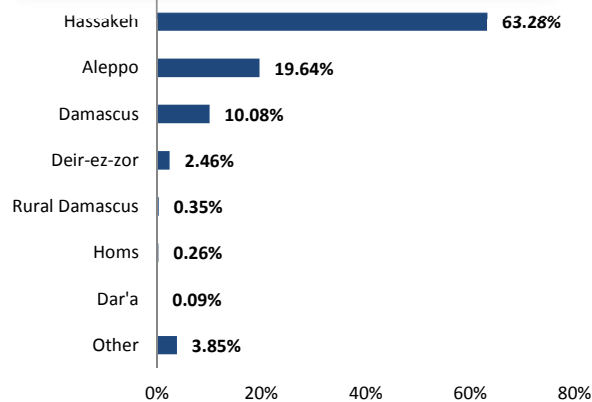
Age and Gender Breakdown



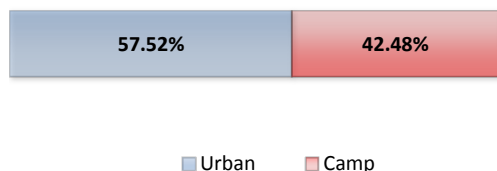
* Awaiting registration refers to those previously fixed as level 1



Place of Origin



Camp and non-camp population comparison



Governorate	Individuals	Households	% Total
Duhok	96,484	30,552	44.57%
Erbil	88,506	34,536	40.89%
Sulaymaniyah	23,079	10,362	10.66%
Anbar	4,532	1,150	2.09%
Ninewa	1,344	439	0.62%
Kirkuk	692	242	0.32%
Baghdad	404	222	0.19%
Other	1,424	641	0.66%
Total Iraq	216,465	78,144	100%

Camps Registered Population			
Camp	Individuals	Households	% Total
Al-Obaidi Camp	1,536	322	1.67%
Akre Settlement	1,410	345	1.53%
Bajid Kandala Transit Camp	77	18	0.08%
Domiz Camp	60,164	18,773	65.42%
Gawilan Camp	2,565	646	2.79%
Basirna Camp	3,185	751	3.46%
Darashakran Camp	7,826	1,660	8.51%
Kawergosk Camp	9,068	2,381	9.86%
Qushtapa Camp	4,250	1,038	4.62%
Arbat Camp	1,880	524	2.04%
Total	91,961	26,458	100%