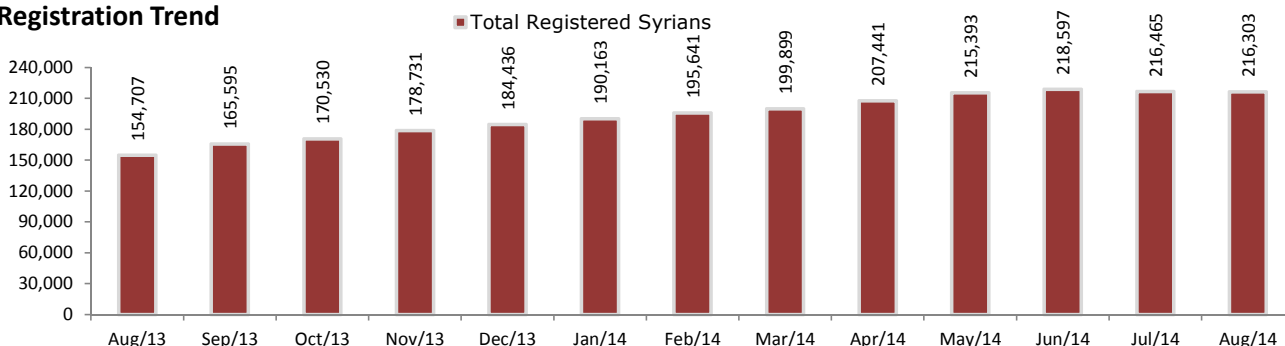




Registration Unit

Total Persons of Concern
Individuals
217,886
Households
78,503

Registration Trend

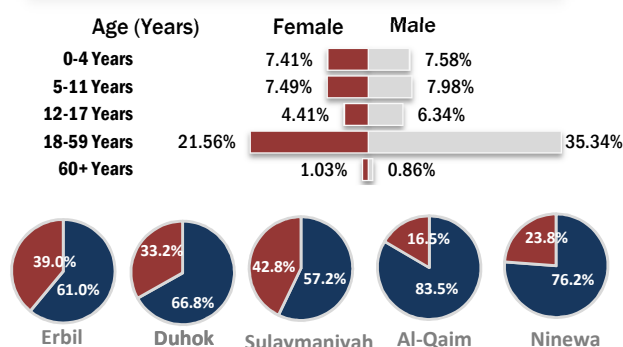


This profile is based on
and
The total is

216,303
1,583
217,886

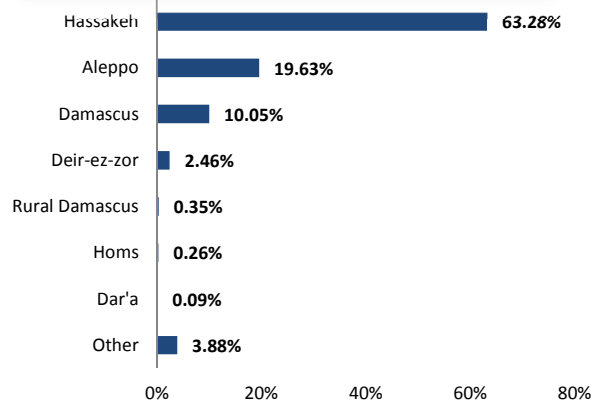
proGres registered individuals
Awaiting registration *
individuals

Age and Gender Breakdown

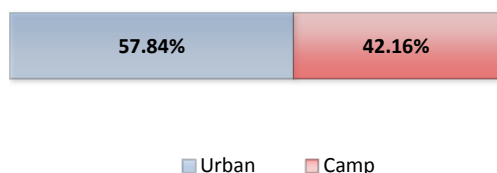


■ % Women and Children ■ % of Male Adults

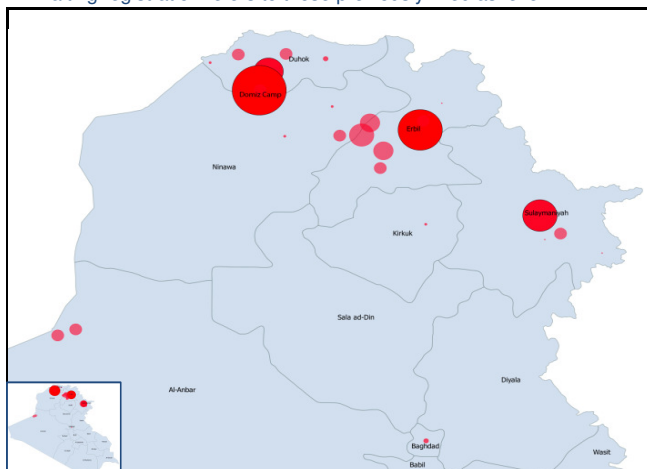
Place of Origin



Camp and non-camp population comparison



* Awaiting registration refers to those previously fixed as level 1



Governorate	Individuals	Households	% Total
Duhok	95,451	30,142	44.13%
Erbil	89,803	35,111	41.52%
Sulaymaniyah	22,667	10,136	10.48%
Anbar	4,529	1,150	2.09%
Ninewa	1,348	440	0.62%
Kirkuk	667	231	0.31%
Baghdad	404	222	0.19%
Other	1,434	647	0.66%
Total Iraq	216,303	78,079	100%

Camps Registered Population			
Camp	Individuals	Households	% Total
Al-Obaidi Camp	1,536	322	1.68%
Akre Settlement	1,404	344	1.54%
Bajid Kandala Transit Camp	68	16	0.07%
Domiz Camp	59,049	18,401	64.76%
Gawilan Camp	2,565	646	2.81%
Basirna Camp	3,241	769	3.55%
Darashakran Camp	7,903	1,676	8.67%
Kawergosk Camp	9,159	2,410	10.04%
Qushtapa Camp	4,387	1,071	4.81%
Arbat Camp	1,872	520	2.05%
Total	91,184	26,175	100%