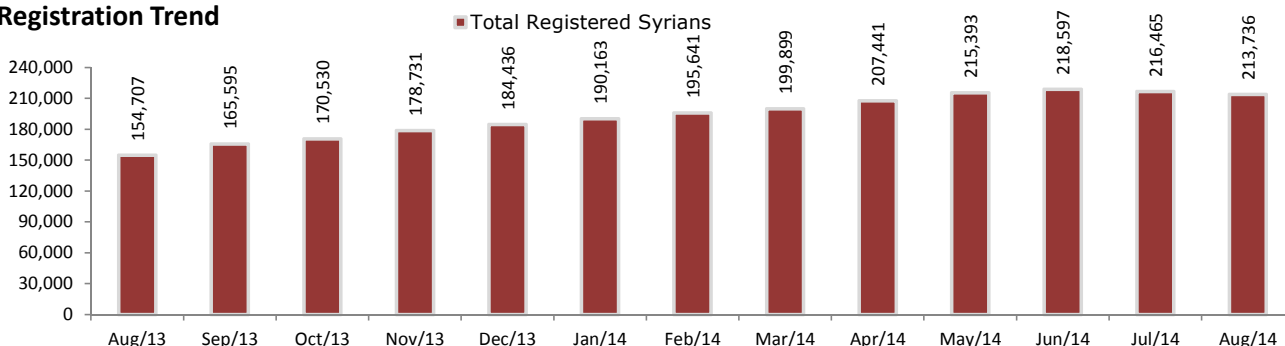




Registration Unit

Total Persons of Concern
Individuals
215,303
Households
76,974

Registration Trend

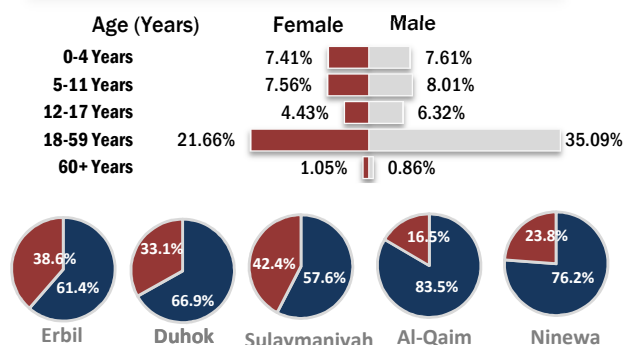


This profile is based on
and
The total is

213,736
1,567
215,303

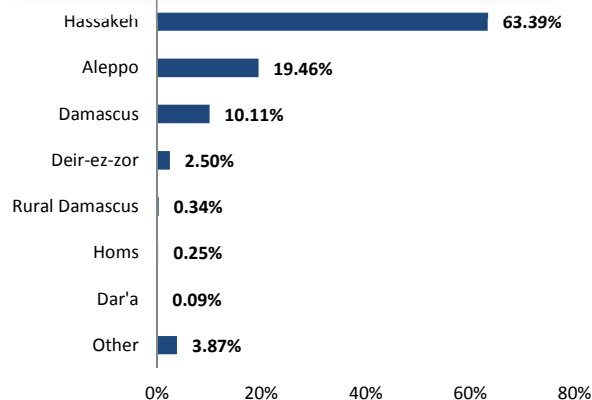
proGres registered individuals
Awaiting registration *
individuals

Age and Gender Breakdown

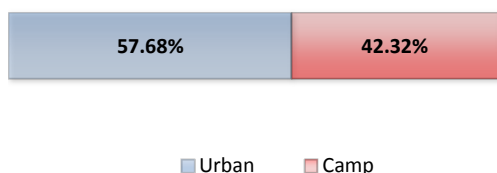


■ % Women and Children ■ % of Male Adults

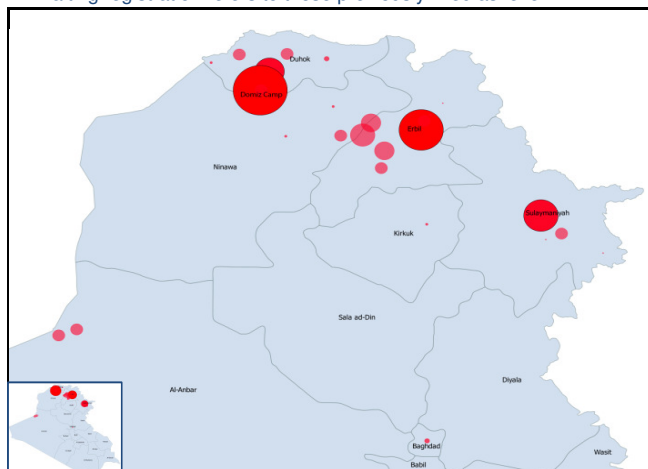
Place of Origin



Camp and non-camp population comparison



* Awaiting registration refers to those previously fixed as level 1



Governorate	Individuals	Households	% Total
Duhok	94,447	29,711	44.19%
Erbil	88,699	34,317	41.50%
Sulaymaniyah	22,288	9,860	10.43%
Anbar	4,529	1,150	2.12%
Ninewa	1,344	439	0.63%
Kirkuk	631	221	0.30%
Baghdad	404	222	0.19%
Other	1,394	627	0.65%
Total Iraq	213,736	76,547	100%

Camps Registered Population			
Camp	Individuals	Households	% Total
Al-Obaidi Camp **	1,536	322	1.70%
Akre Settlement	1,401	343	1.55%
Bajid Kandala Transit Camp	63	12	0.07%
Domiz Camp	57,953	18,001	64.07%
Gawilan Camp	2,523	632	2.79%
Basirna Camp	3,335	792	3.69%
Darashakran Camp	7,974	1,688	8.82%
Kawergosk Camp	9,153	2,418	10.12%
Qushtapa Camp	4,621	1,139	5.11%
Arbat Camp	1,888	517	2.09%
Total	90,447	25,864	100%

** From 16 June 2014, as Al-Obaidi Camp became inaccessible to UN agencies and other humanitarian staff, the camp registered population figure is not updated.