



Registration Unit

Total Persons of Concern

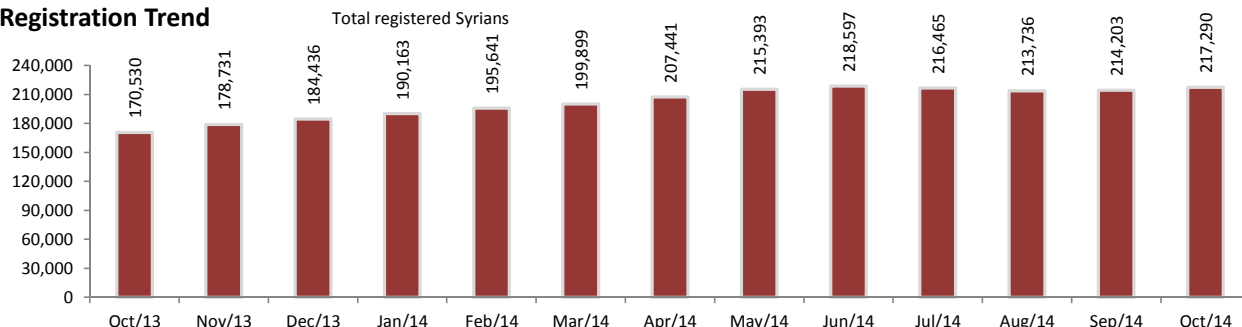
Individuals

219,446

Households

77,807

Registration Trend

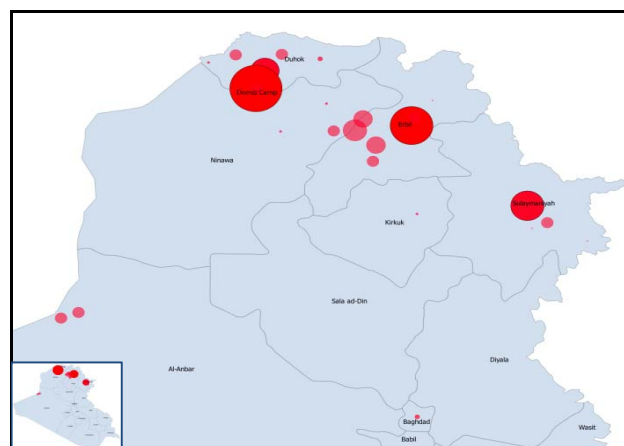
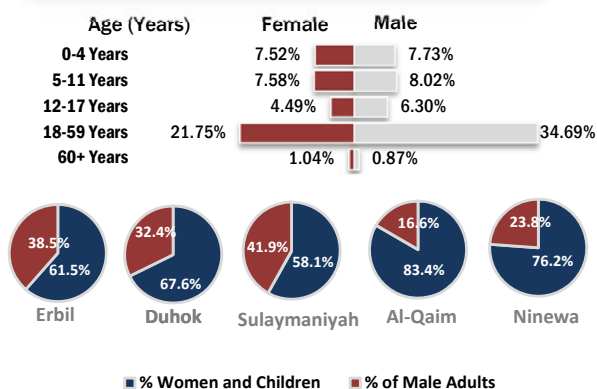


This profile is based on
and
The total is

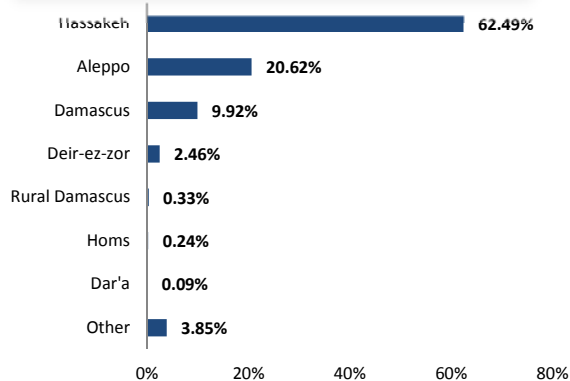
217,290
2,156
219,446

proGres registered individuals
Awaiting registration *
individuals

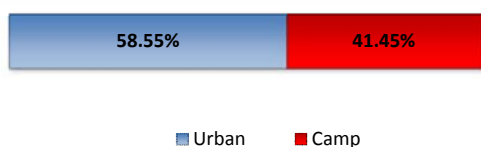
Age and Gender Breakdown



Place of Origin



Camp and non-camp population comparison



Governorate	Individuals	Households	% Total
Duhok	95,706	29,720	44.05%
Erbil	91,171	35,375	41.96%
Sulaymaniyah	22,471	9,884	10.34%
Anbar	4,526	1,149	2.08%
Ninewa	1,339	438	0.62%
Kirkuk	647	224	0.30%
Baghdad	401	224	0.18%
Other	1,029	457	0.47%
Total Iraq	217,290	77,471	100%

Camps Registered Population			
Camp	Individuals	Households	% Total
Al-Obaidi Camp	1,536	322	1.71%
Akre Settlement	1,329	313	1.48%
Bajid Kandala Transit Camp	56	10	0.06%
Domiz Camp	54,161	16,861	60.13%
Gawilan Camp	4,983	1,311	5.53%
Basirna Camp	3,382	811	3.75%
Darashakran Camp	8,024	1,696	8.91%
Kawergosk Camp	9,310	2,484	10.34%
Qushtapa Camp	5,002	1,268	5.55%
Arbat Camp	2,289	608	2.54%
Total	90,072	25,684	100%

* Awaiting registration in Arbat camp only

From 16 June 2014, as Al-Obaidi Camp became inaccessible to UN agencies and other humanitarian staff, the camp registered population figure is not updated.