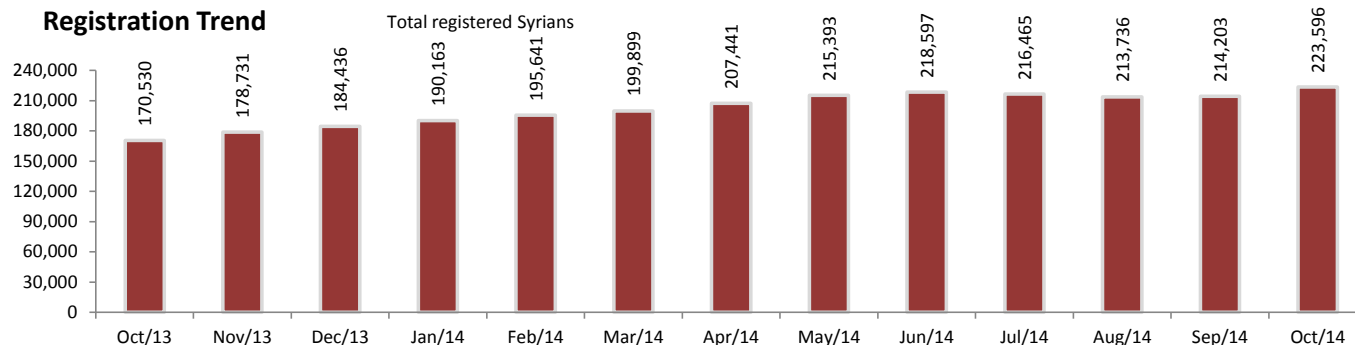




Registration Unit

Total Persons of Concern
Individuals
223,923
Households
79,296

Registration Trend

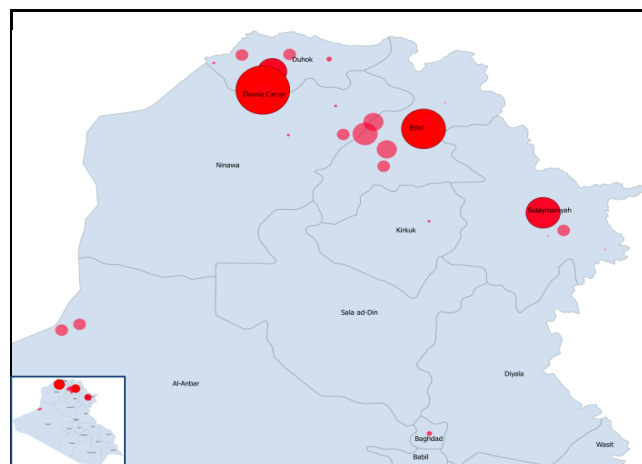
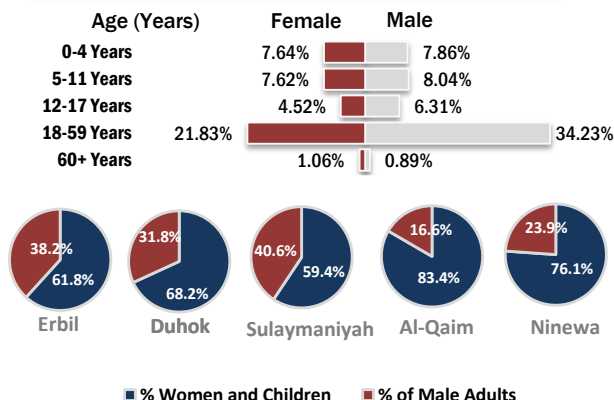


This profile is based on
and
The total is

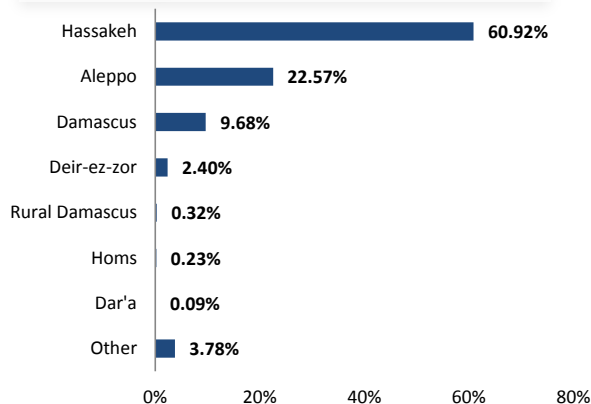
223,596
327
223,923

proGres registered individuals
Awaiting registration *
individuals

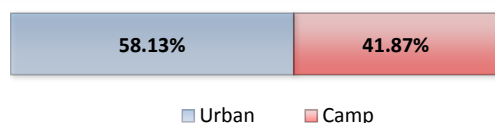
Age and Gender Breakdown



Place of Origin



Camp and non-camp population comparison



Governorate	Individuals	Households	% Total
Duhok	98,211	30,296	43.92%
Erbil	93,482	36,089	41.81%
Sulaymaniyah	23,940	10,297	10.71%
Anbar	4,526	1,149	2.02%
Ninewa	1,340	438	0.60%
Kirkuk	670	229	0.30%
Baghdad	402	225	0.18%
Other	1,025	457	0.46%
Total Iraq	223,596	79,180	100%

Camps Registered Population			
Camp	Individuals	Households	% Total
Al-Obaidi Camp**	1,536	322	1.64%
Akre Settlement	1,329	313	1.42%
Domiz Camp	53,695	16,699	57.36%
Gawilan Camp	7,777	2,003	8.31%
Basirma Camp	3,394	819	3.63%
Darashakran Camp	8,095	1,707	8.65%
Kawergosk Camp	9,534	2,556	10.18%
Qushtapa Camp	5,122	1,308	5.47%
Arbat Camp*	3,128	828	3.34%
Total	93,610	26,555	100%

* Awaiting registration in Arbat camp only

**From 16 June 2014, as Al-Obaidi Camp became inaccessible to UN agencies and other humanitarian staff, the camp registered population figure is not updated.