



Registration Unit

Total Persons of Concern

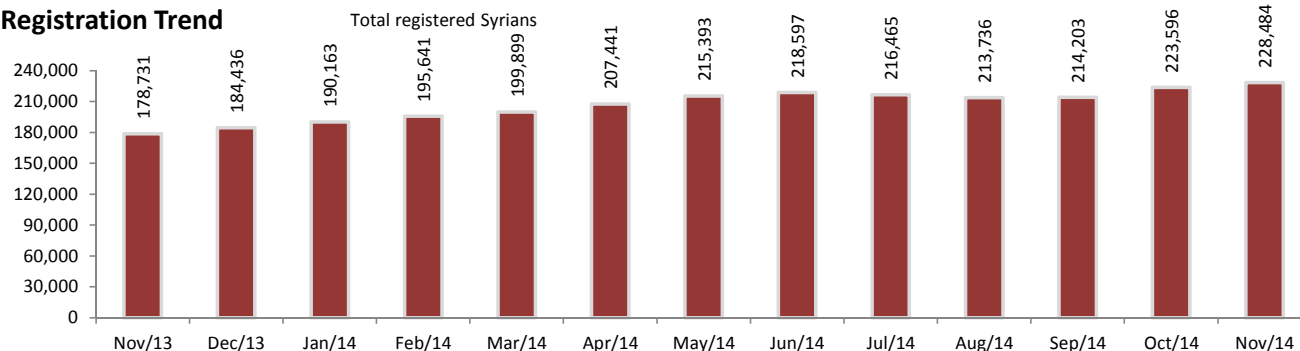
Individuals

228,484

Households

80,130

Registration Trend

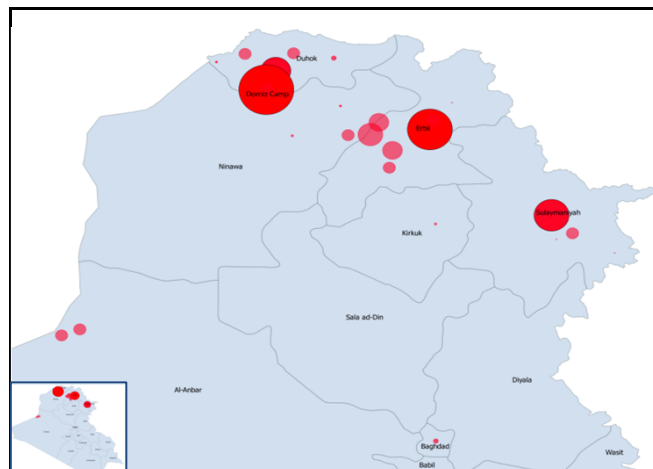
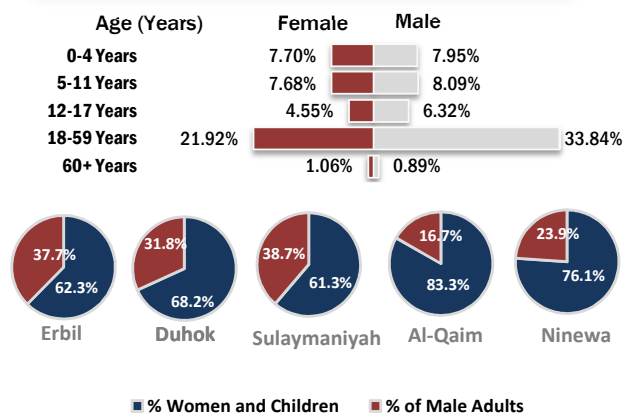


This profile is based on

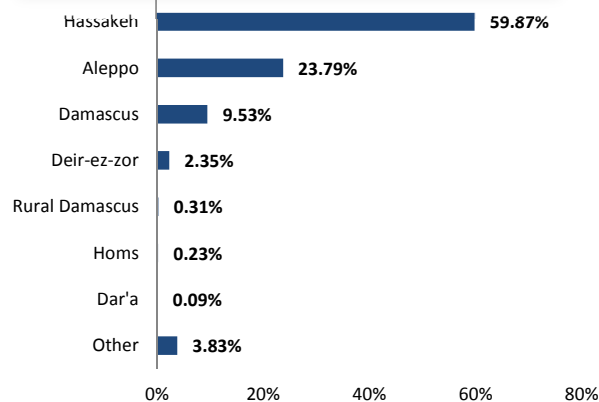
228,484

proGres registered individuals

Age and Gender Breakdown

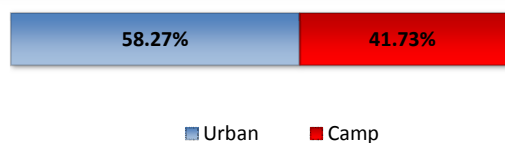


Place of Origin



Governorate	Individuals	Households	% Total
Duhok	97,657	30,027	42.74%
Erbil	96,733	36,823	42.34%
Sulaymaniyah	26,151	10,782	11.45%
Anbar	4,528	1,150	1.98%
Ninewa	1,340	438	0.59%
Kirkuk	678	231	0.30%
Baghdad	402	225	0.18%
Other	995	454	0.44%
Total Iraq	228,484	80,130	100%

Camp and non-camp population comparison



Camps Registered Population			
Camp	Individuals	Households	% Total
Al-Obaidi Camp	1,536	322	1.61%
Akre Settlement	1,338	313	1.40%
Domiz Camp	52,723	16,357	55.30%
Gawilan Camp	7,600	1,960	7.97%
Basirma Camp	3,593	867	3.77%
Darashakran Camp	8,451	1,784	8.86%
Kawergosk Camp	9,519	2,545	9.98%
Qushtapa Camp	5,376	1,383	5.64%
Arbat Camp	5,200	1,371	5.45%
Total	95,336	26,902	100%

From 16 June 2014, as Al-Obaidi Camp became inaccessible to UN agencies and other humanitarian staff, the camp registered population figure is not updated.