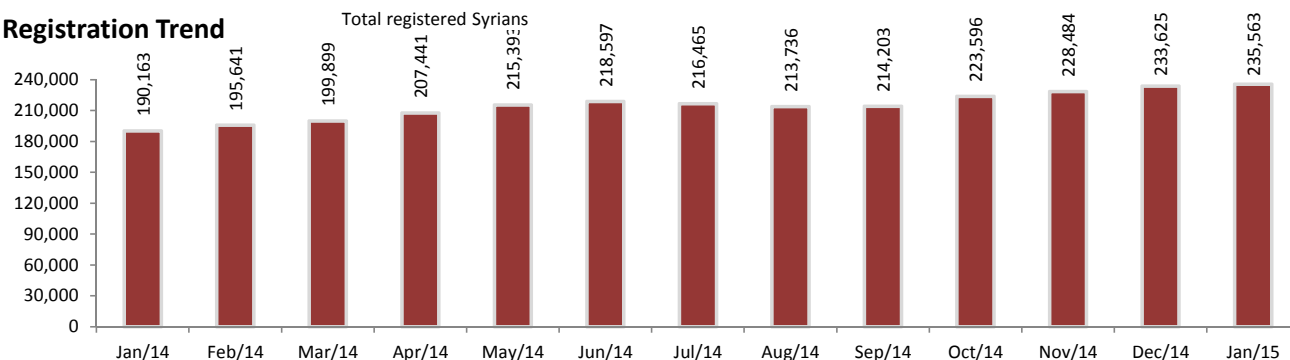




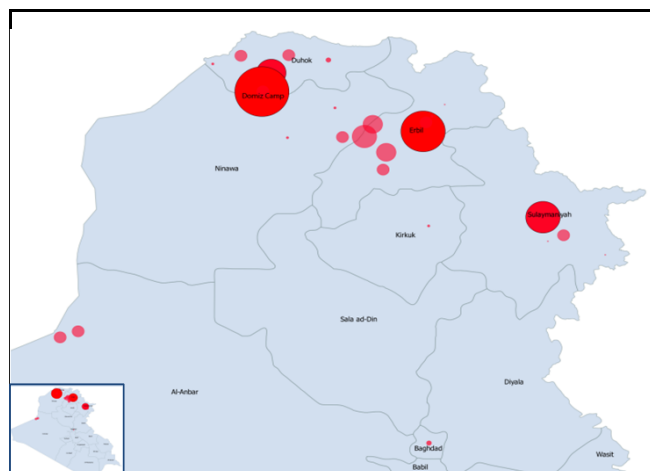
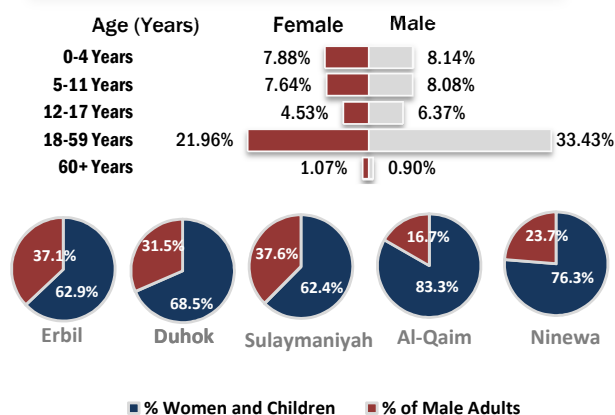
Registration Unit

Total Persons of Concern
Individuals
235,563
Households
82,026

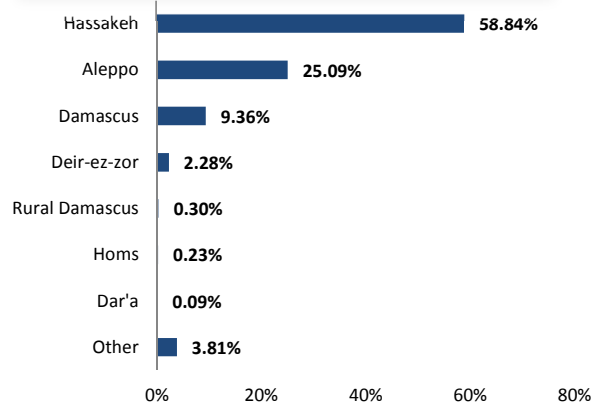
Registration Trend


This profile is based on **235,563** proGres registered individuals

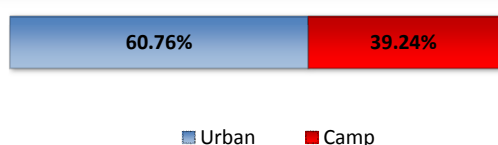
Age and Gender Breakdown



Place of Origin



Camp and non-camp population comparison



Governorate	Individuals	Households	% Total
Duhok	97,775	29,879	41.51%
Erbil	102,141	38,488	43.36%
Sulaymaniyah	27,732	11,165	11.77%
Anbar	4,521	1,149	1.92%
Ninewa	1,341	433	0.57%
Kirkuk	727	245	0.31%
Baghdad	406	229	0.17%
Other	920	438	0.39%
Total Iraq	235,563	82,026	100%

Camps Registered Population			
Camp	Individuals	Households	% Total
Al-Obaidi Camp	1,529	321	1.65%
Akre Settlement	1,437	332	1.55%
Domiz Camp	50,699	15,709	54.85%
Gawilan Camp	4,451	1,006	4.82%
Basirma Camp	3,670	885	3.97%
Darashakran Camp	9,403	2,000	10.17%
Kawergosk Camp	9,818	2,620	10.62%
Qushtapa Camp	5,777	1,504	6.25%
Arbat Camp	5,640	1,483	6.10%
Total	92,424	25,860	100%

From 16 June 2014, as Al-Obaidi Camp became inaccessible to UN agencies and other humanitarian staff, the camp registered population figure is not updated.