

Total Active Registered Syrians **619,777**



522,240

84.3%

Urban



97,537

15.7%

Camps

Standard Age and Gender

Age	0-4	5-11	12-17	18-35	36-59	60+	Total	%
Female	54,057	63,560	40,290	94,426	50,850	12,248	315,431	50.9%
Male	57,269	66,803	43,089	85,483	42,764	8,938	304,346	49.1%
Total	111,326	130,363	83,379	179,909	93,614	21,186	619,777	100%
	18.0%	21.0%	13.5%	29.0%	15.1%	3.4%		

Place of Origin

Dar'a	284,212	45.9%
Homs	99,721	16.1%
Rural Damascus	74,021	11.9%
Damascus	48,331	7.8%
Aleppo	45,802	7.4%
Hama	29,338	4.7%
Idleb	9,605	1.5%
Ar-raqqa	8,853	1.4%
Al-hasakeh	3,965	0.6%
Deir-ez-zor	3,077	0.5%
Quneitra	2,875	0.5%
Lattakia	1,163	0.2%
As-sweida	865	0.1%
Tartous	299	0.0%
Other	7,650	1.2%

Specific Needs

Child at risk	31,550	21.6%
Serious medical condition	28,213	19.3%
Specific legal and physical protection needs	25,645	17.5%
Woman at risk	21,766	14.9%
Single parent	13,744	9.4%
Disability	13,130	9.0%
Unaccompanied or separated child	5,062	3.5%
Older person at risk	4,133	2.8%
Torture	2,830	1.9%
Family unity	224	0.2%
Total	146,297	

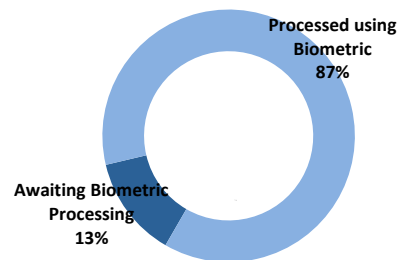
Arrivals

Pre-2011	8,977	1.4%
2011	22,582	3.6%
2012	186,612	30.1%
2013	320,910	51.8%
2014	80,696	13.0%

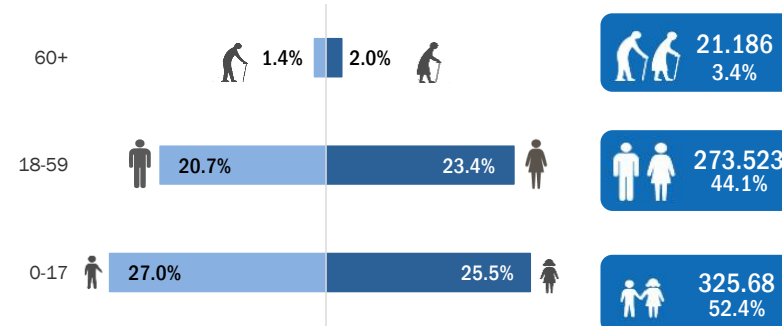
Registration Trend

2011	2,306	0.3%
2012	129,896	14.2%
2013	666,411	73.1%
2014	113,033	12.4%

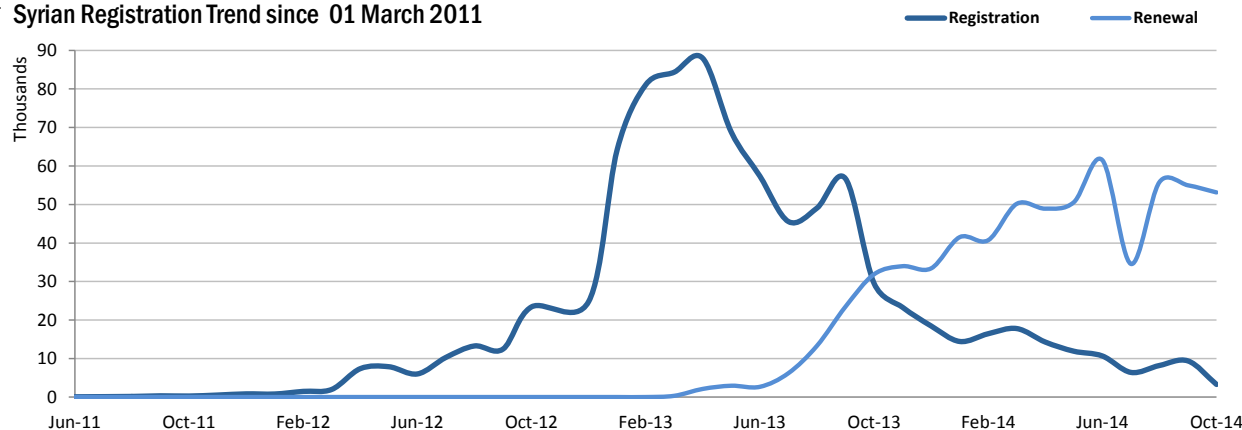
Biometric Statistics (IRIS)



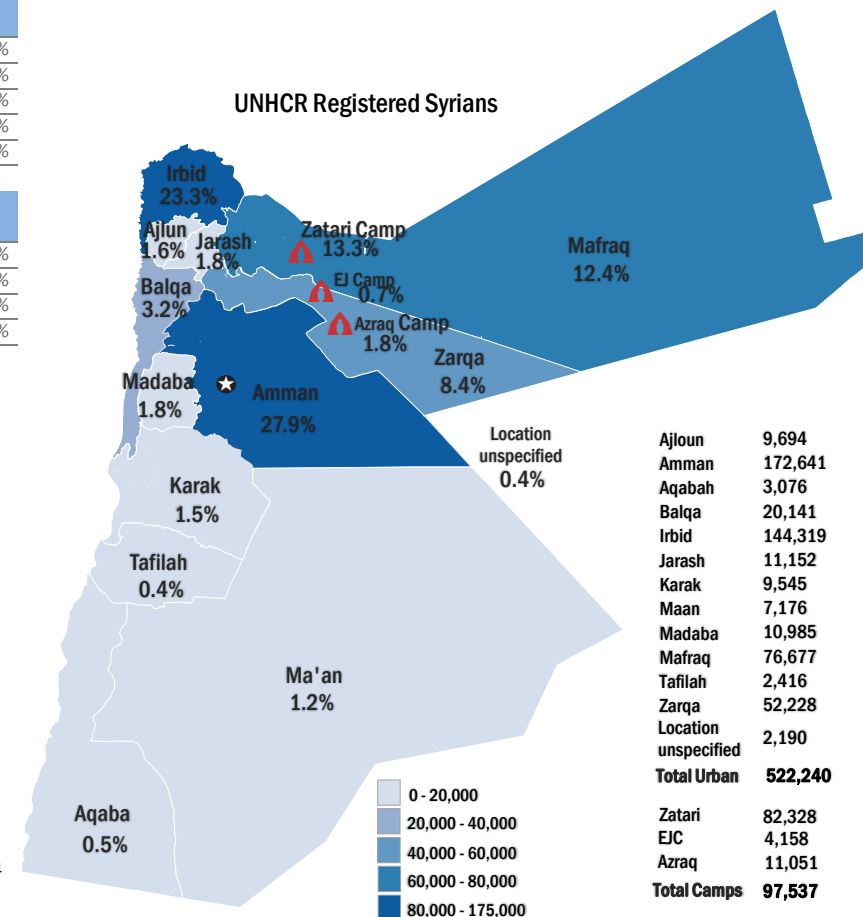
Age-Gender Breakdown



Syrian Registration Trend since 01 March 2011



UNHCR Registered Syrians



Ajloun	9,694
Amman	172,641
Aqabah	3,076
Balqa	20,141
Irbid	144,319
Jarash	11,152
Karak	9,545
Maan	7,176
Madaba	10,985
Mafraq	76,677
Tafilah	2,416
Zarqa	52,228
Location unspecified	2,190
Total Urban	522,240
Zatari	82,328
EJC	4,158
Azraq	11,051
Total Camps	97,537