

Total Active Registered Syrians **610,199**



514,567

84.3%



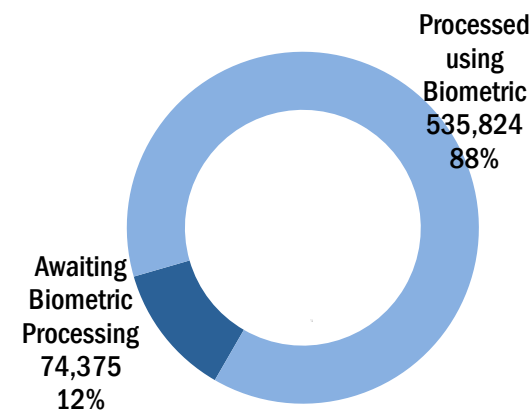
95,632

15.7%

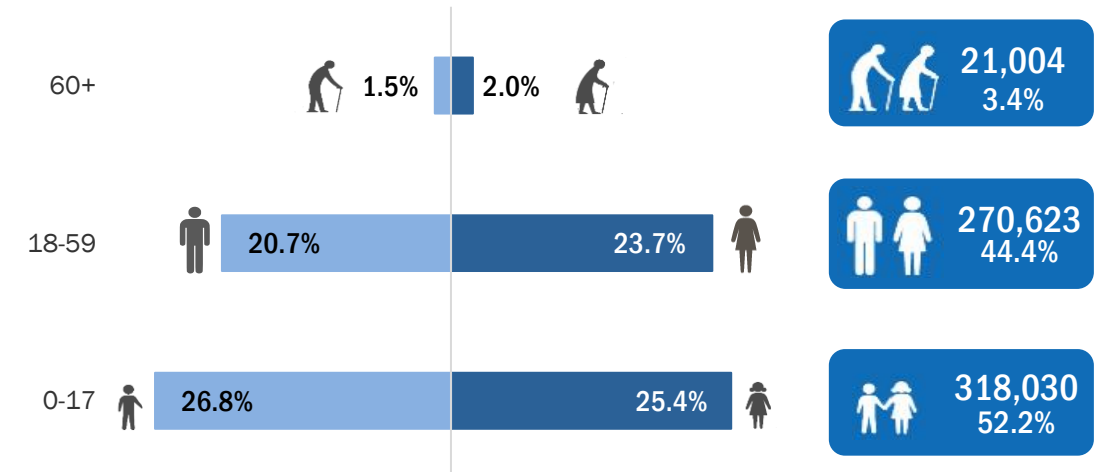
Standard Age and Gender

Age	0-4	5-11	12-17	18-35	36-59	60+	Total	%
Female	51,806	62,850	40,117	93,983	50,341	12,137	311,234	51.0%
Male	54,910	65,842	42,804	84,247	42,268	8,894	298,965	49.0%
Total	106,716	128,692	82,921	178,230	92,609	21,031	610,199	100%
	17.5%	21.1%	13.6%	29.2%	15.2%	3.4%		

Biometric Statistics (IRIS)



Age-Gender Breakdown



Place of Origin

Aleppo	41,947	6.9%
Al-hasakeh	3,699	0.6%
Ar-raqqa	7,935	1.3%
As-sweida	821	0.1%
Damascus	47,902	7.9%
Dar'a	283,136	46.4%
Deir-ez-zor	2,705	0.4%
Hama	28,869	4.7%
Homs	98,334	16.1%
Idleb	9,175	1.5%
Lattakia	1,102	0.2%
Quneitra	2,876	0.5%
Rural Damascus	71,774	11.8%
Tartous	293	0.0%
Other	9,631	1.6%

Specific Needs

Serious medical condition	25,047	21.2%
Specific legal and physical protection needs	21,308	18.0%
Woman at risk	20,053	17.0%
Child at risk	18,952	16.0%
Disability	11,720	9.9%
Single parent	9,547	8.1%
Unaccompanied or separated child	5,015	4.2%
Older person at risk	3,735	3.2%
Torture	2,483	2.1%
Family unity	216	0.2%
Pregnant or lactating	11	0.0%
Total	118,087	100.0%

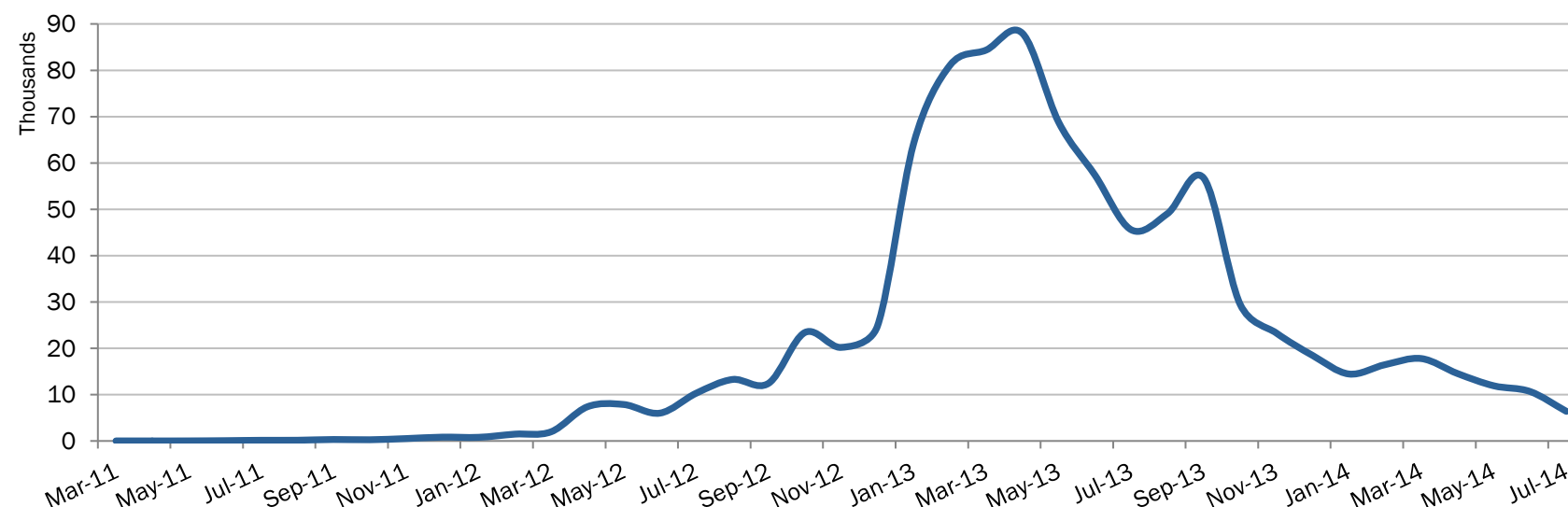
Arrivals

Pre-2011	8,533	1.4%
2011	22,245	3.6%
2012	187,825	30.8%
2013	323,509	53.0%
2014	68,087	11.2%

Registration Trend

2011	2,306	0.3%
2012	129,896	14.6%
2013	666,411	74.7%
2014	93,772	10.5%

Syrian Registration Trend since 01 March 2011



UNHCR Registered Syrians

