

Total Active Registered Syrians 619,833



522,261
84.3%

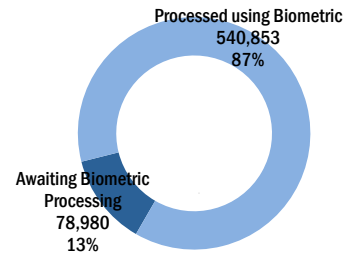


97,572
15.7%

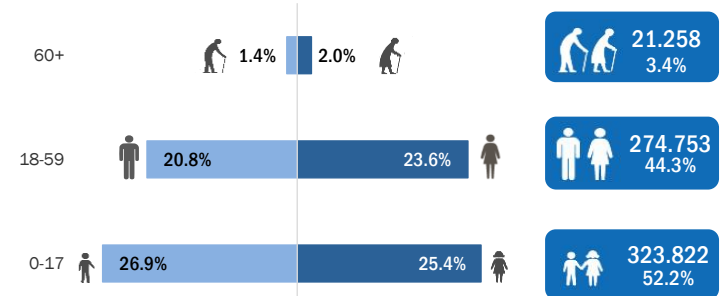
Standard Age and Gender

Age	0-4	5-11	12-17	18-35	36-59	60+	Total	%
Female	53,164	63,656	40,460	95,009	51,111	12,282	315,682	50.9%
Male	56,304	66,846	43,392	85,822	42,811	8,976	304,151	49.1%
Total	109,468	130,502	83,852	180,831	93,922	21,258	619,833	100%
	17.7%	21.1%	13.5%	29.2%	15.2%	3.4%		

Biometric Statistics (IRIS)



Age-Gender Breakdown



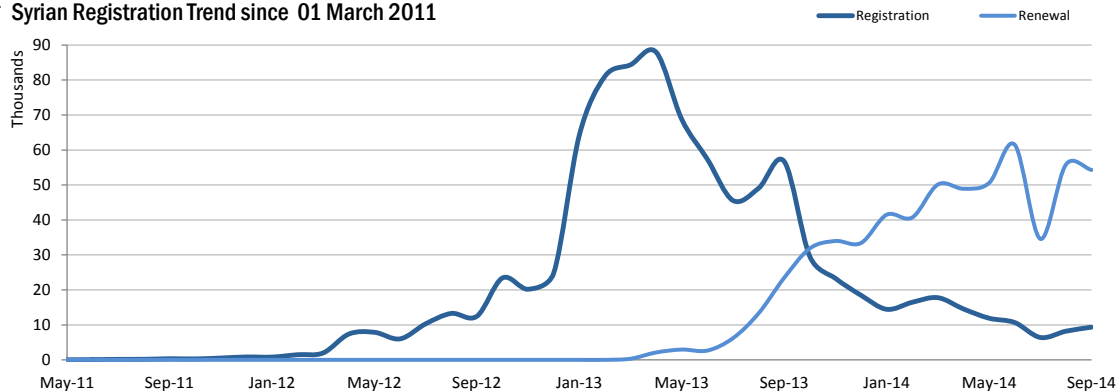
Place of Origin		
Aleppo	283,936	45.8%
Al-hasakeh	99,258	16.0%
Ar-raqqa	73,203	11.8%
As-sweida	48,220	7.8%
Damascus	45,961	7.4%
Dar'a	29,312	4.7%
Deir-ez-zor	9,677	1.6%
Hama	9,115	1.5%
Homs	8,906	1.4%
Idleb	4,012	0.6%
Lattakia	3,044	0.5%
Quneitra	2,875	0.5%
Rural Damascus	1,145	0.2%
Tartous	870	0.1%
Other	299	0.0%

Specific Needs		
Serious medical condition	26,798	20.2%
Child at risk	25,979	19.6%
Specific legal and physical protection needs	22,346	16.9%
Woman at risk	21,104	15.9%
Disability	12,446	9.4%
Single parent	11,872	9.0%
Unaccompanied or separated child	5,075	3.8%
Older person at risk	3,909	2.9%
Torture	2,747	2.1%
Family unity	231	0.2%
Pregnant or lactating	12	0.0%
Total	132,519	100.0%

Arrivals		
Pre-2011	8,825	1.4%
2011	22,488	3.6%
2012	187,376	30.2%
2013	322,464	52.0%
2014	78,680	12.7%

Registration Trend		
2011	2,306	0.3%
2012	129,896	14.3%
2013	666,411	73.3%
2014	110,052	12.1%

Syrian Registration Trend since 01 March 2011



UNHCR Registered Syrians

