

Total Active Registered Syrians

619,383



522,130

84.3%

Urban



97,253

15.7%

Camps

Standard Age and Gender

Age	0-4	5-11	12-17	18-35	36-59	60+	Total	%
Female	53,902	63,521	40,308	94,416	50,856	12,252	315,255	50.9%
Male	57,117	66,783	43,075	85,463	42,745	8,945	304,128	49.1%
Total	111,019	130,304	83,383	179,879	93,601	21,197	619,383	100%
	17.9%	21.0%	13.5%	29.0%	15.1%	3.4%		

Place of Origin

Dar'a	284,086	45.9%
Homs	99,636	16.1%
Rural Damascus	73,861	11.9%
Damascus	48,272	7.8%
Aleppo	45,647	7.4%
Hama	29,297	4.7%
Idleb	9,606	1.6%
Ar-raqqa	8,823	1.4%
Al-hasakeh	3,980	0.6%
Deir-ez-zor	3,069	0.5%
Quneitra	2,880	0.5%
Lattakia	1,161	0.2%
As-sweida	876	0.1%
Tartous	297	0.0%
Other	7,892	1.3%

Specific Needs

Child at risk	31,012	21.4%
Serious medical condition	28,058	19.4%
Specific legal and physical protection needs	25,307	17.5%
Woman at risk	21,602	14.9%
Single parent	13,535	9.3%
Disability	13,042	9.0%
Unaccompanied or separated child	5,084	3.5%
Older person at risk	4,101	2.8%
Torture	2,820	1.9%
Family unity	220	0.2%
Total	144,781	

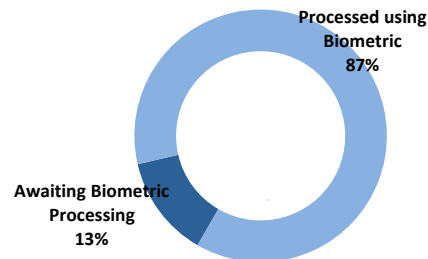
Arrivals

Pre-2011	8,953	1.4%
2011	22,581	3.6%
2012	186,644	30.1%
2013	321,088	51.8%
2014	80,117	12.9%

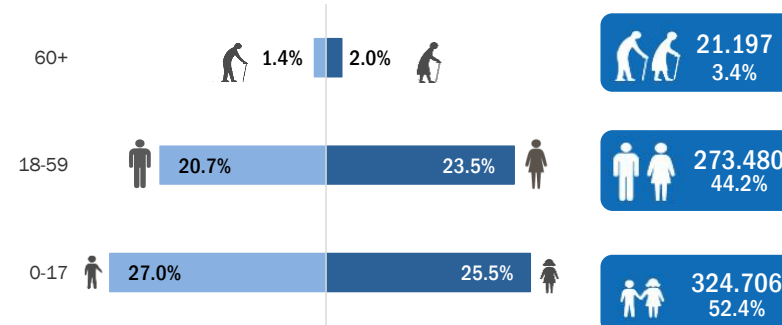
Registration Trend

2011	2,306	0.3%
2012	129,896	14.2%
2013	666,411	73.1%
2014	113,027	12.4%

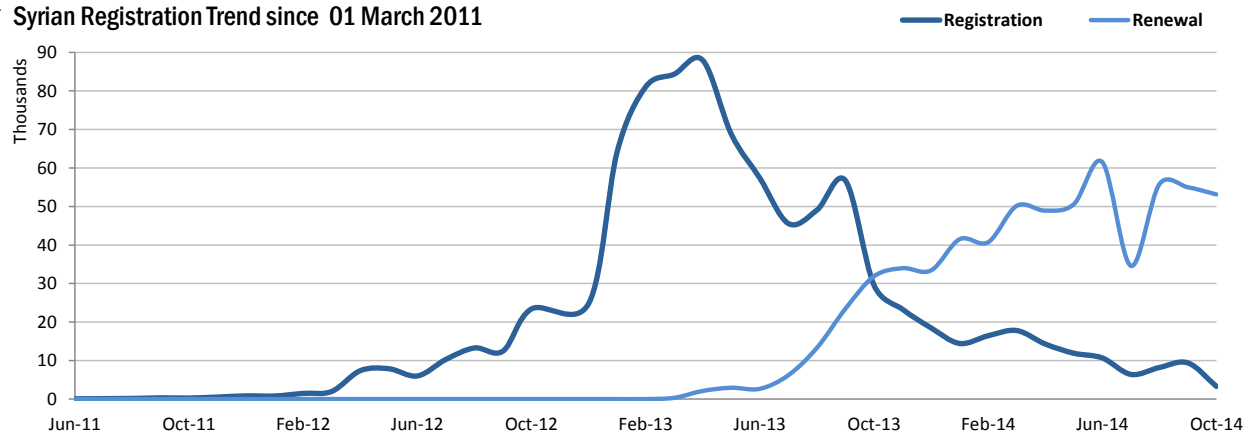
Biometric Statistics (IRIS)



Age-Gender Breakdown



Syrian Registration Trend since 01 March 2011



UNHCR Registered Syrians

