

# May Statistical Dashboard



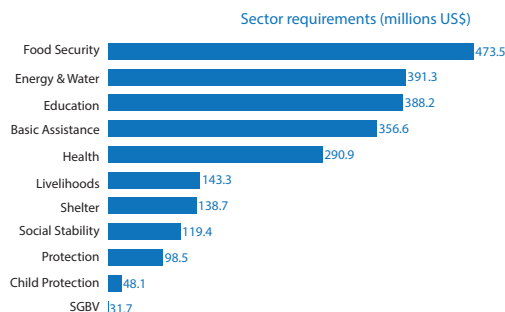
Inter-Agency  
Coordination  
Lebanon

The monthly dashboard summarizes the progress made by partners involved in the Lebanon Crisis Response and highlights trends affecting people in need. Partners in Lebanon are working to: 1) ensure humanitarian assistance and protection for the most vulnerable among the displaced from Syria and poorest Lebanese; 2) strengthen the capacity of national and local delivery systems to expand access to and quality of basic services; and 3) reinforce Lebanon's economic, social, institutional and environmental stability.

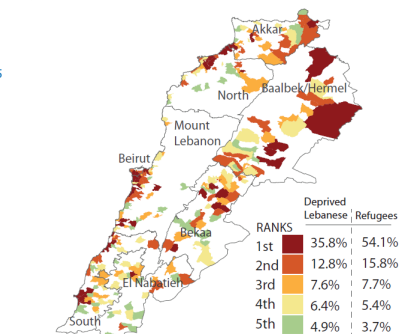
## 2016 Planning Figures



## 2016 Funding Requirements US\$ 2.48 billion

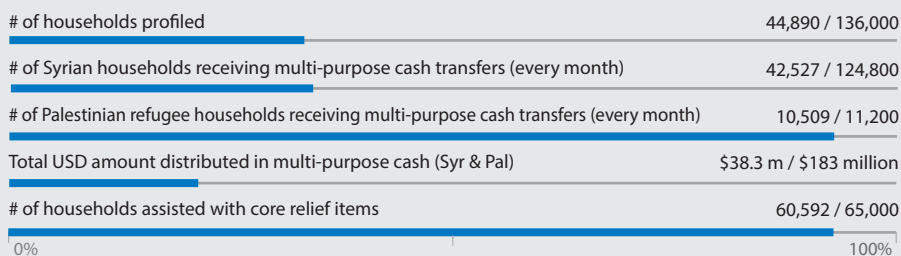


## 251 Most Vulnerable Cadastrals



### Basic Assistance

reached / target



Minimum Expenditure Basket (MEB)<sup>1</sup> 114 \$/capita/month

Survival Minimum Expenditure Basket (SMEB)<sup>1</sup> 87 \$/capita/month

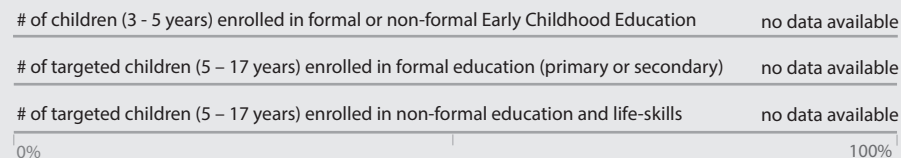
Syrian refugee households living on less than MEB<sup>1</sup> 69%

Syrian refugee households living on less than SMEB<sup>1</sup> 52%



### Education

reached / target



School aged Syrian refugee children (age 3-17)<sup>2</sup> 477,034

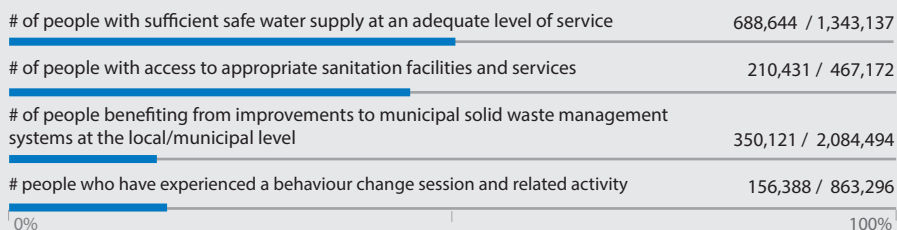
School aged Palestinian refugees from Syria (age 3-17)<sup>3</sup> 10,950

# of public schools operating second shifts for the 2015-16 school year<sup>4</sup> 238

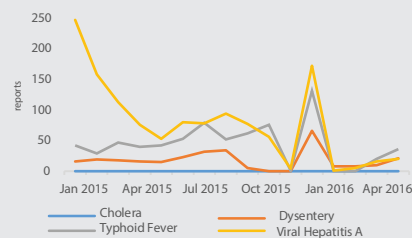


### Energy & Water

reached / target

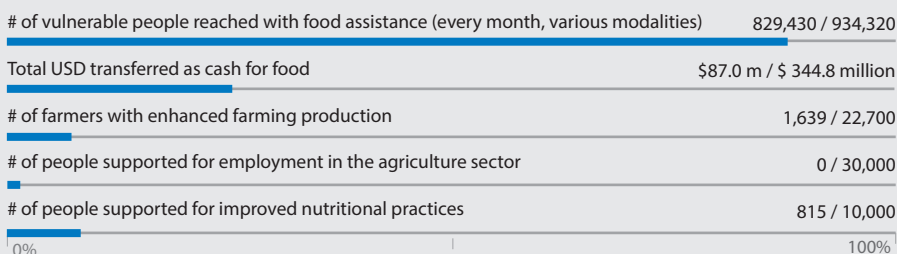


Trends of WASH related diseases from Jan 2015 to April 2016<sup>8</sup>



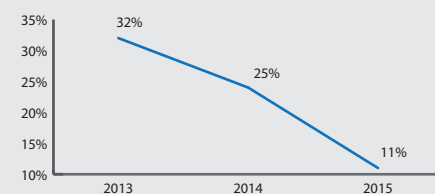
### Food Security

reached / target



WFP food voucher amount<sup>6</sup> 27 \$/person/month

Percentage of Syrian households with food security<sup>1</sup>





## Health

	reached / target
# of primary health care consultations provided	727,047 / 3,204,000
# of persons assisted with their hospital bills	28,110 / 128,500
# of staff receiving salary support at central, peripheral and public health centre level	84 / 283

0% 100%

Number of PHCs in MoPH network	222
# of MoPH PHCs health care staff trained on Mental Health Gap Action Programme (mhGAP)	85
# of MoPH National Tuberculosis Program (NTP) staff receiving trainings on TB culture process & specimen transportation or the TB referral network	30



## Livelihoods

	reached / total
# micro, small and medium enterprises (MSME) & cooperatives supported	265 / 1,800
# of targeted vulnerable people working on public infrastructure/ environmental assets upgrading	2,875 / 65,000
# people trained and/or provided with marketable skills and services	5,205 / 54,159

0% 100%

Adult Syrian refugees working at least one day in the month preceding the visit in which they were profiled	27%
Host community members report an increase of unemployment since the beginning of the crisis	90%
Youth unemployment rate before the crisis	34%



## Protection, SGBV and Child Protection

	reached / total
# of individuals enrolled for the first time in life skills activities in community centers	6,212 / 17,000
# of individuals who received individual legal counseling on obtaining legal stay documentation	6,281 / 30,000
# of individuals who received individual legal counseling on birth registration	10,079 / 50,000
# of interventions to mitigate protection concerns and ensure access to services (includes referrals)	6,554 / 20,000
# community leaders and gatekeepers trained and/or engaged on GBV	330 / 4,500
# individuals accessing psycho-social support in safe spaces	26,750 / 120,000
# of girls and boys who are survivors or at risk receiving specialist child protection support	3,597 / 8,304
# of girls and boys participating in structured, sustained child protection or psychosocial support programmes	89,012 / 152,682
# of individuals (girls, boys and caregivers) reached with community mobilization, awareness or information	150,805 / 402,470
# of people trained on child protection	953 / 2,550

0% 100%

Total registered Syrian refugees <sup>2</sup>	1,048,275
Percentage of Syrian refugee who are women and children <sup>2</sup>	79%
Percentage of Syrian households with residency permits for all members <sup>1</sup>	28%
Residency permit fee per person (age 15+)	USD 200
Documents required to obtain legal residency (for UNHCR-registered refugees) include: <ul style="list-style-type: none"> <li>certified copies of a lease agreement or real-estate deed;</li> <li>certified attestation from a mukhtar (village leader) that the landlord owns the property;</li> <li>notarized pledge not to work; and</li> <li>proof of financial means or support received.</li> </ul>	
National SOP for Case Management is launched and in effect.	
Community leaders and gatekeepers trained and engaged on Child Protection & Psychosocial Support	223

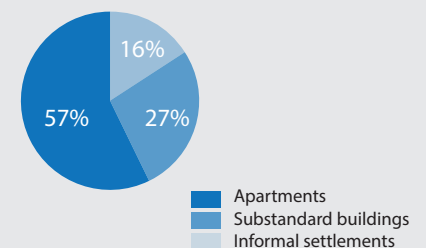


## Shelter

	reached / total
# of people benefiting from weatherproofing or shelter enhancements in informal settlements	67,334 / 285,030
# of people benefiting from rehabilitation of substandard buildings	22,359 / 147,353
# of people benefiting from weatherproofing or weatherproofing and WASH upgrades of substandard buildings	15,740 / 60,566
# people who received conditional cash for rent	4,189 / 57,468

0% 100%

### Syrian refugee shelter type<sup>5</sup>



## Social Stability

	reached / total
# community & municipal support project implemented to alleviate resource pressure and reduce tensions	66 / 732
# new dispute resolution and conflict prevention mechanisms established	15 / 32
# youth and children engaged in social stability initiatives	2,244 / 12,550

0% 100%


Number of vulnerable cadastres where population has increased by 50% or more	114
Percentage of municipalities too small to provide any local services	70%
Percentage of host and displaced communities members reporting multiple causes of tensions	55%

Sources:  
<sup>1</sup> Vulnerability Assessment of Syrian Refugees (VASyR) 2015, <http://data.unhcr.org/syrianrefugees/download.php?id=10006>  
<sup>2</sup> UNHCR refugee data, as of 31 March 2016  
<sup>3</sup> UNRWA, 2015

<sup>4</sup> UNHCR 2016  
<sup>5</sup> Interagency Shelter Survey 2015  
<sup>6</sup> World Food Programme January 2016 Update, <http://data.unhcr.org/syrianrefugees/download.php?id=10220>  
<sup>7</sup> Interagency Social Stability December 2016 Update, <http://data.unhcr.org/syrianrefugees/download.php?id=10171>  
<sup>8</sup> Ministry of Public Health

## MAPPING INFORMAL SETTLEMENTS (IS)

Spontaneous informal settlements are scattered throughout Lebanon and therefore identifying informal settlement locations, assessing needs and coordinating the response can be challenging. The Inter-Agency Mapping Project (IAMP), managed by Medair, maps all informal settlements, with full country-wide sweeps conducted every two months. Data is updated and released on a monthly basis. The latest sweep was conducted between April-May 2016.



**18%**  
of Syrian refugees live in informal settlements

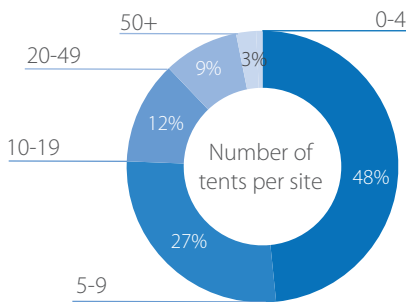
**215,655**  
People in informal settlements

**2,125**  
Settlements<sup>1</sup>

**38,479**  
Tents

<sup>1</sup> Includes sites with four or more tents

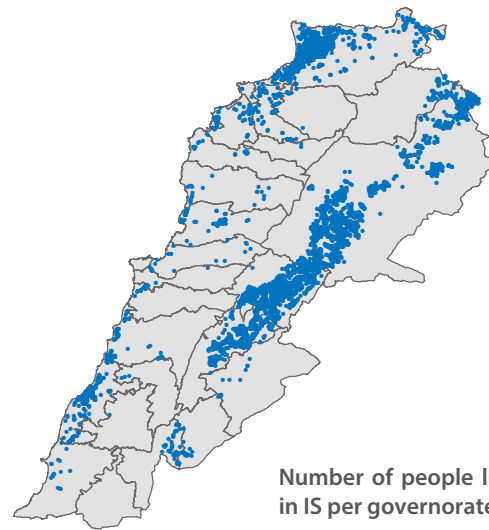
### TENTS PER SITE



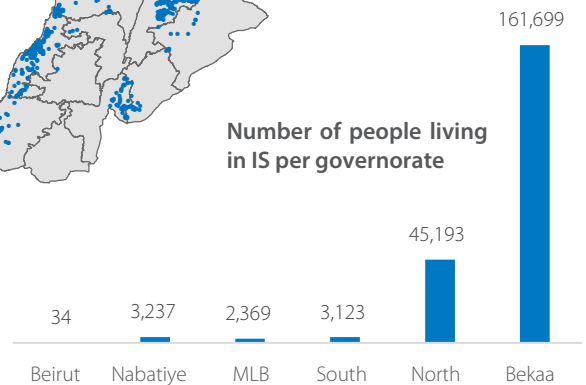
**9.3**  
Average number of tents per site

**52**  
Average number of people per site

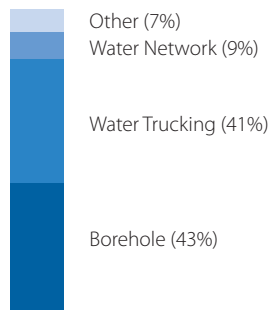
### DISTRIBUTION OF INFORMAL SETTLEMENTS



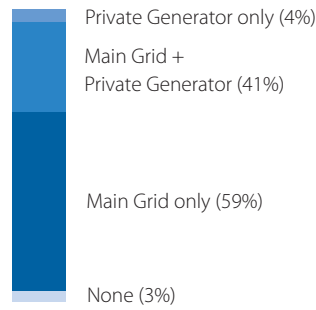
Number of people living in IS per governorate



### WATER



### ENERGY



\*in 4% of sites, no information was recorded regarding electricity.

## LCRP FUNDING NEEDS

### RECEIVED

**\$726**  
MILLION

Total funding reported received as of 31 May

### APPEAL

**\$2.48**  
BILLION

**71% gap**



### TOTAL APPEAL

### BY SECTOR

