

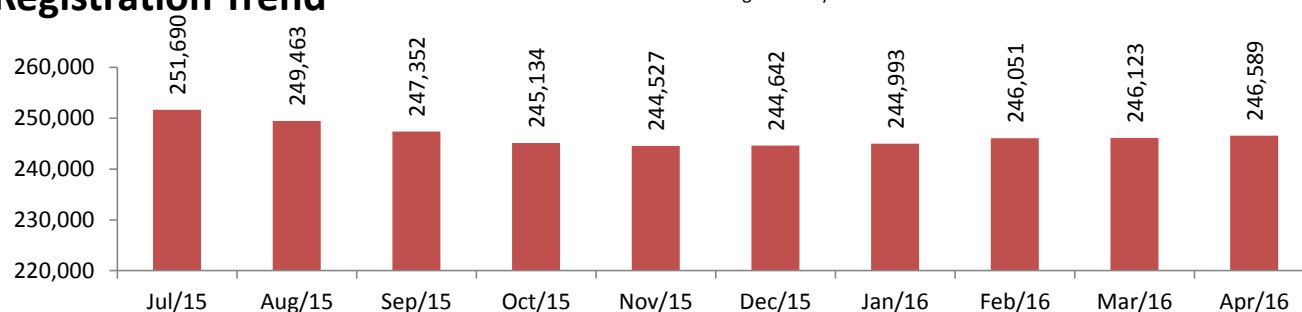


Registration Unit

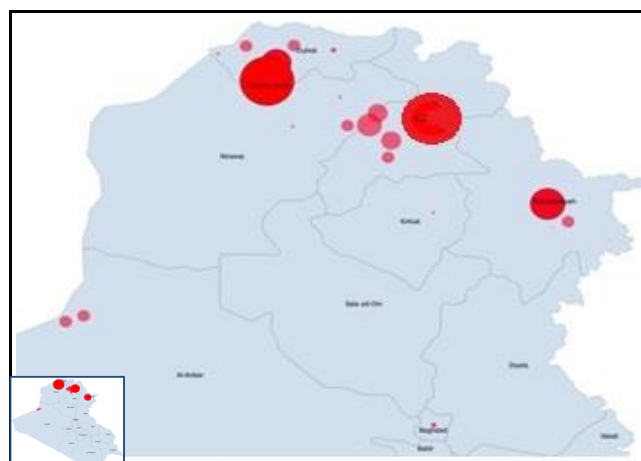
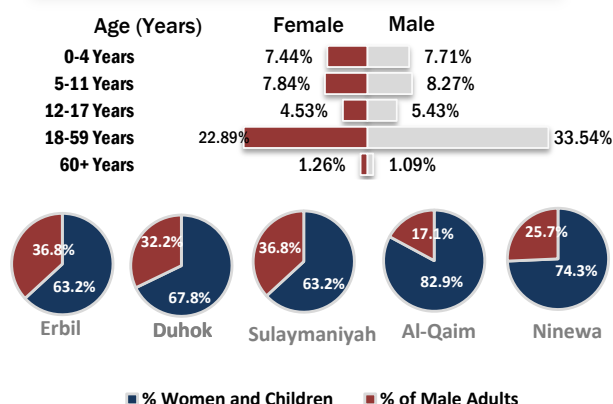
Total Persons of Concern
Individuals
246,589
Households
87,581

Registration Trend

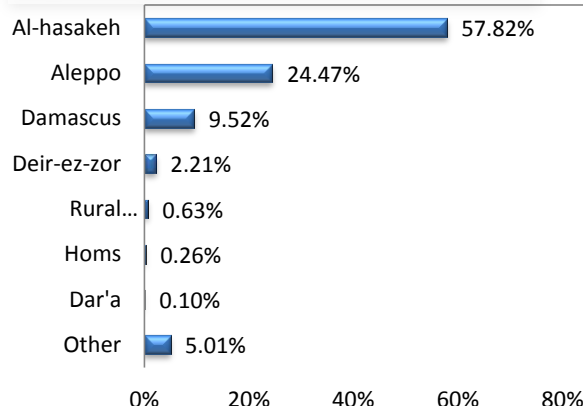
Total registered Syrians


This profile is based on **246,589** proGres registered individuals

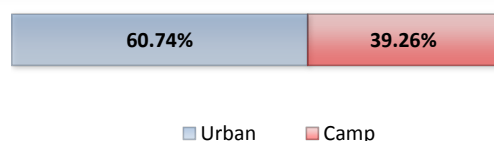
Age and Gender Breakdown



Place of Origin



Camp and non-camp population comparison



Governorate	Individuals	Households	% Total
Duhok	92,767	29,188	37.62%
Erbil	115,014	43,752	46.64%
Sulaymaniyah	30,280	11,836	12.28%
Anbar	4,510	1,150	1.83%
Ninewa	1,582	524	0.64%
Kirkuk	847	292	0.34%
Baghdad	661	339	0.27%
Other	928	500	0.38%
Total Iraq	246,589	87,581	100%

Camps Registered Population			
Camp	Individuals	Households	% Total
Al-Obaidi Camp	1,519	319	1.57%
Akre Settlement	1,255	319	1.30%
Domiz Camp 1	40,400	13,210	41.73%
Domiz Camp 2	7,520	1,757	7.77%
Gawilan Camp	7,500	1,822	7.75%
Basirma Camp	3,532	864	3.65%
Darashakran Camp	10,922	2,546	11.28%
Kawergosk Camp	10,082	2,787	10.41%
Qushtapa Camp	6,681	1,847	6.90%
Arbat Camp	7,403	1,971	7.65%
Total	96,814	27,442	100%

From 16 June 2014, as Al-Obaidi Camp became inaccessible to UN agencies and other humanitarian staff, the camp registered population figure is not updated.