

Total Active Registered Iraqis

54,990

Standard Age and Gender

Age	0-4	5-11	12-17	18-35	36-59	60+	Total	%
Female	2,263	4,035	2,591	8,031	7,006	2,783	26,709	48.6%
Male	2,415	4,359	2,826	9,117	7,178	2,386	28,281	51.4%
Total	4,678	8,394	5,417	17,148	14,184	5,169	54,990	100%
	8.5%	15.3%	9.9%	31.2%	25.8%	9.4%		

Place of Origin

Baghdad	29,627	53.9%
Erbil	5,379	9.8%
Anbar	3,506	6.4%
Basrah	3,499	6.4%
Ninewa	3,498	6.4%
Dahuk	1,707	3.1%
Salah al-Din	1,206	2.2%
Thi-Qar	1,073	2.0%
Diyala	974	1.8%
Tameem	830	1.5%
Muthanna	494	0.9%
Babylon	409	0.7%
Missan	391	0.7%
Sulaymaniyah	391	0.7%
Najaf	280	0.5%
Wassit	269	0.5%
Qadissiya	186	0.3%
Kerbala	170	0.3%
Other	1,101	2.0%

Specific Needs

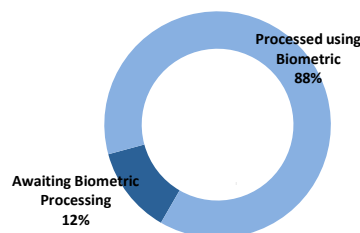
Serious medical condition	4,896	8.9%
Disability	1,885	3.4%
Specific legal and physical protection needs	1,749	3.2%
Child at risk	1,729	3.1%
Woman at risk	1,560	2.8%
Single parent	879	1.6%
Older person at risk	672	1.2%
Unaccompanied or separated child	163	0.3%
Total	13,533	24.6%

* An individual can have more than one specific need

Arrivals

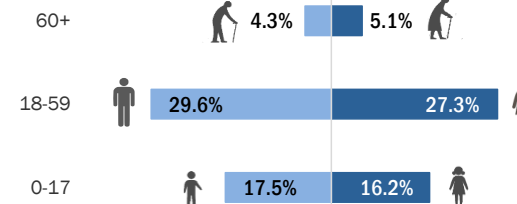
	Arrival	Registration
Pre-2006	4,370	72,668
2006	3,410	4,689
2007	2,233	31,284
2008	1,152	9,761
2009	1,501	6,840
2010	2,162	7,980
2011	2,637	7,767
2012	2,845	4,090
2013	5,285	5,396
2014	19,095	21,538
2015	8,662	9,861
2016	1,638	2,530

Biometric Statistics (IRIS)



UNHCR Jordan

Age-Gender Breakdown

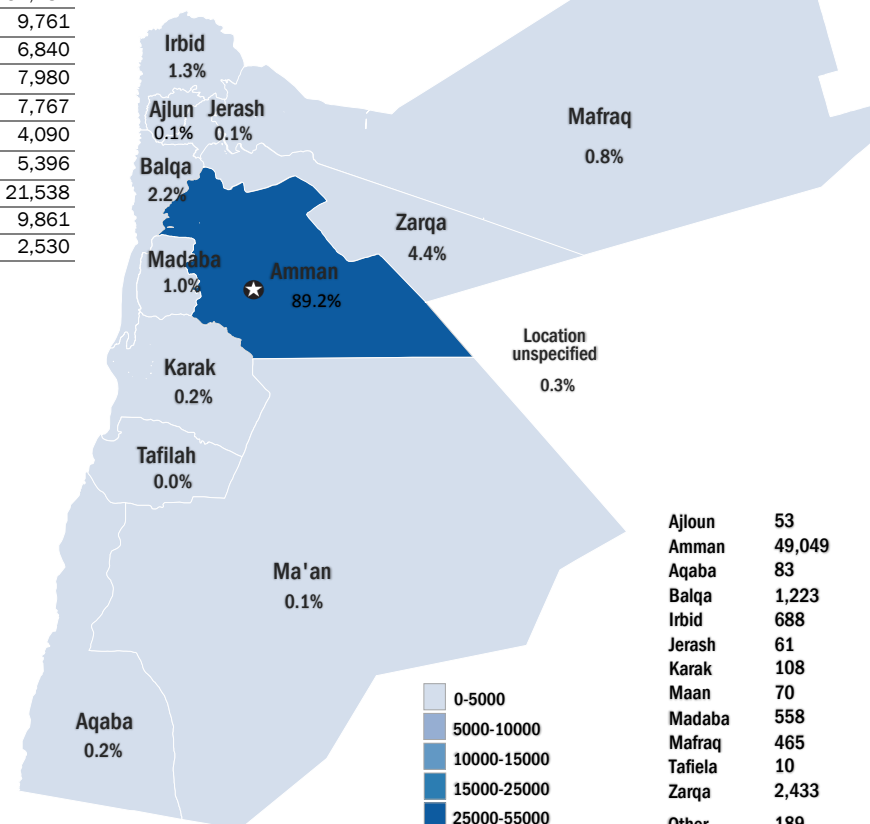


 5,169
 9.4%


 31,332
 57.0%


 18,489
 33.6%

UNHCR Registered Iraqis



Iraqi Arrival & Registration Trends since Jan 2013

