



Registration Unit

Total Persons of Concern

Individuals

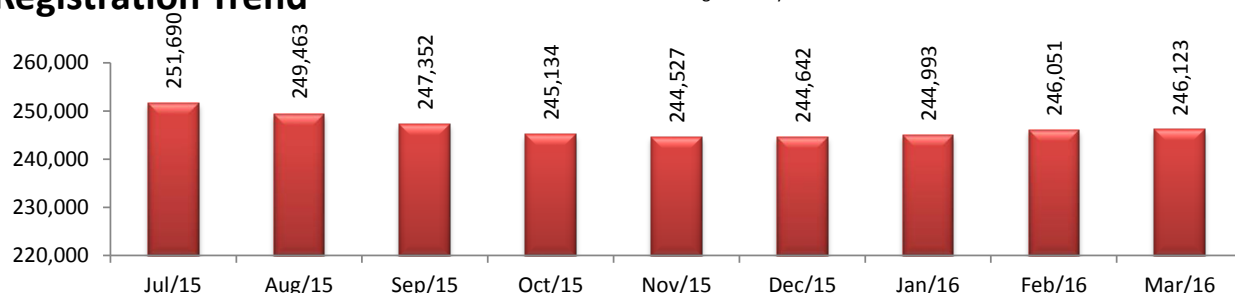
246,123

Households

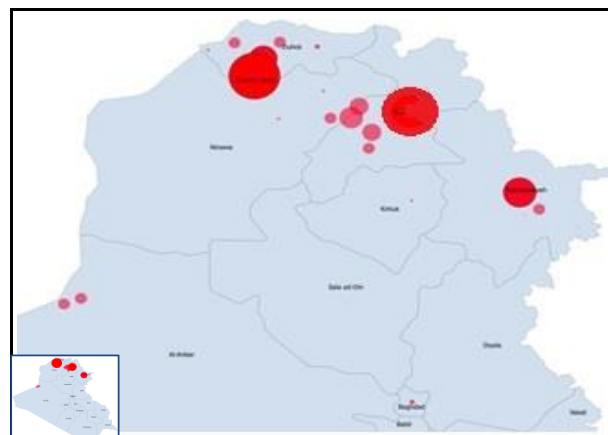
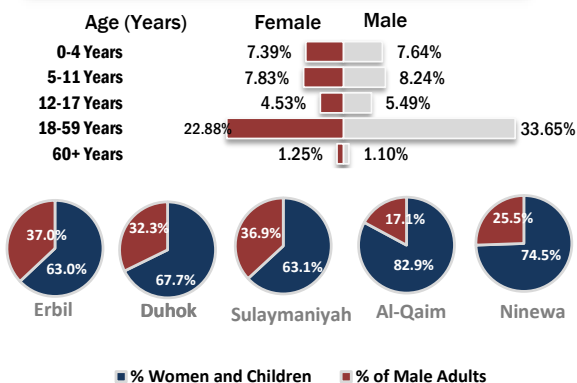
87,409

Registration Trend

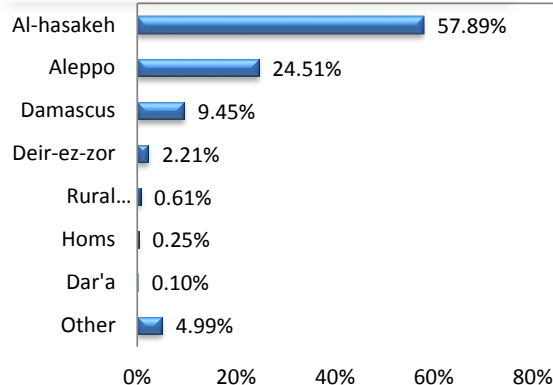
Total registered Syrians


This profile is based on **246,123** proGres registered individuals

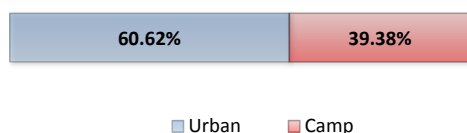
Age and Gender Breakdown



Place of Origin



Camp and non-camp population comparison



Governorate	Individuals	Households	% Total
Duhok	93,146	29,261	37.85%
Erbil	114,429	43,625	46.49%
Sulaymaniyah	30,141	11,775	12.25%
Anbar	4,510	1,150	1.83%
Ninewa	1,589	525	0.65%
Kirkuk	800	285	0.33%
Baghdad	626	313	0.25%
Other	882	475	0.36%
Total Iraq	246,123	87,409	100%

Camps Registered Population			
Camp	Individuals	Households	% Total
Al-Obaidi Camp	1,519	319	1.57%
Akre Settlement	1,263	316	1.30%
Domiz Camp 1	40,685	13,301	41.98%
Domiz Camp 2	7,382	1,711	7.62%
Gawilan Camp	7,494	1,831	7.73%
Basirma Camp	3,534	864	3.65%
Darashakran Camp	10,911	2,519	11.26%
Kawergosk Camp	10,112	2,789	10.43%
Qushtapa Camp	6,646	1,830	6.86%
Arbat Camp	7,367	1,998	7.60%
Total	96,913	27,478	100%

From 16 June 2014, as Al-Obaidi Camp became inaccessible to UN agencies and other humanitarian staff, the camp registered population figure is not updated.