

Total Active Registered Syrians **637,638**



Urban

515,957
80.9%


Camps

121,681
19.1%

Standard Age and Gender

| Age | 0-4 | 5-11 | 12-17 | 18-35 | 36-59 | 60+ | Total | % |
|--------------|----------------|----------------|---------------|----------------|---------------|---------------|----------------|-------------|
| Female | 49,715 | 67,815 | 41,842 | 96,545 | 53,877 | 13,573 | 323,367 | 50.7% |
| Male | 52,571 | 71,669 | 44,098 | 90,367 | 45,843 | 9,723 | 314,271 | 49.3% |
| Total | 102,286 | 139,484 | 85,940 | 186,912 | 99,720 | 23,296 | 637,638 | 100% |
| | 16.0% | 21.9% | 13.5% | 29.3% | 15.6% | 3.7% | | |

Place of Origin

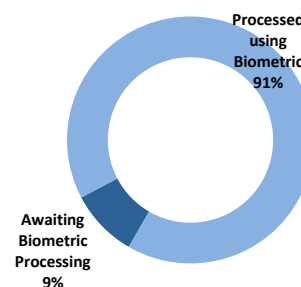
| | | |
|----------------|---------|-------|
| Dar'a | 278,075 | 43.6% |
| Homs | 101,813 | 16.0% |
| Rural Damascus | 77,988 | 12.2% |
| Aleppo | 56,973 | 8.9% |
| Damascus | 48,939 | 7.7% |
| Hama | 31,766 | 5.0% |
| Ar-raqqa | 12,121 | 1.9% |
| Idlib | 10,271 | 1.6% |
| Al-hasakeh | 4,850 | 0.8% |
| Deir-ez-zor | 4,236 | 0.7% |
| Quneitra | 2,827 | 0.4% |
| As-sweida | 1,339 | 0.2% |
| Lattakia | 1,276 | 0.2% |
| Tartous | 335 | 0.1% |
| Other | 4,829 | 0.8% |

Specific Needs

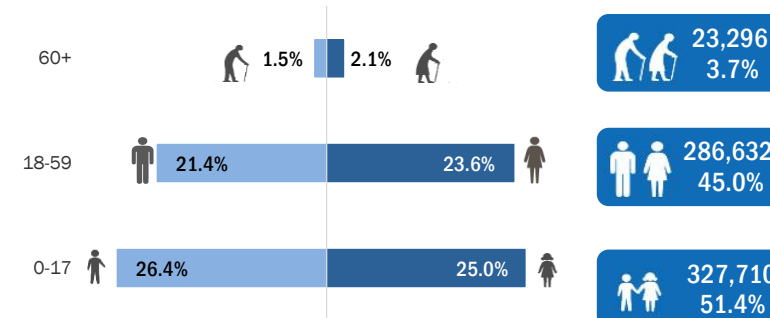
| | | |
|--|----------------|--------------|
| Specific legal and physical protection needs | 50,610 | 7.9% |
| Child at risk | 48,883 | 7.7% |
| Serious medical condition | 38,579 | 6.1% |
| Woman at risk | 25,953 | 4.1% |
| Single parent | 20,573 | 3.2% |
| Disability | 16,639 | 2.6% |
| Older person at risk | 5,418 | 0.8% |
| Unaccompanied or separated child | 4,739 | 0.7% |
| Total | 211,394 | 33.2% |

* An individual can have more than one specific need

Biometric Statistics (IRIS)



Age-Gender Breakdown



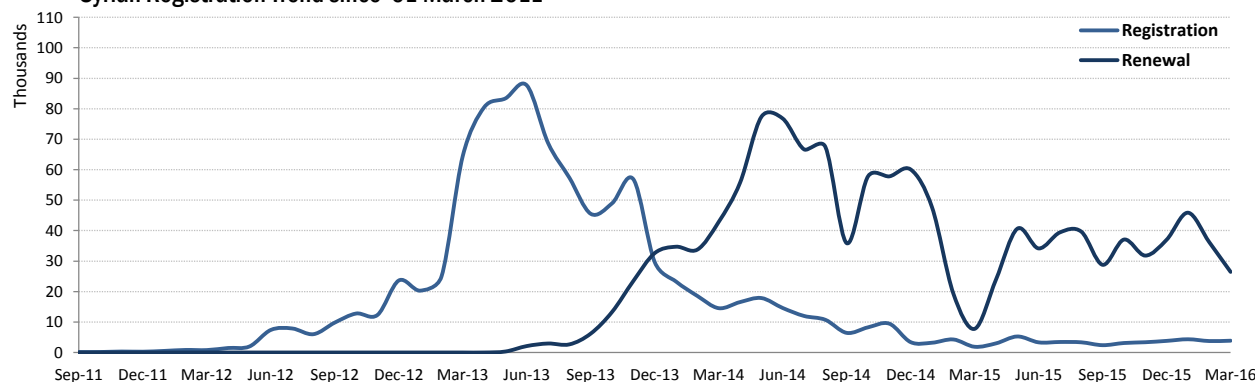
Arrivals

| | | |
|----------|---------|-------|
| Pre-2011 | 9,828 | 1.5% |
| 2011 | 22,389 | 3.5% |
| 2012 | 177,735 | 27.9% |
| 2013 | 304,607 | 47.8% |
| 2014 | 81,938 | 12.9% |
| 2015 | 32,524 | 5.1% |
| 2016 | 8,617 | 1.4% |

Registration Trend

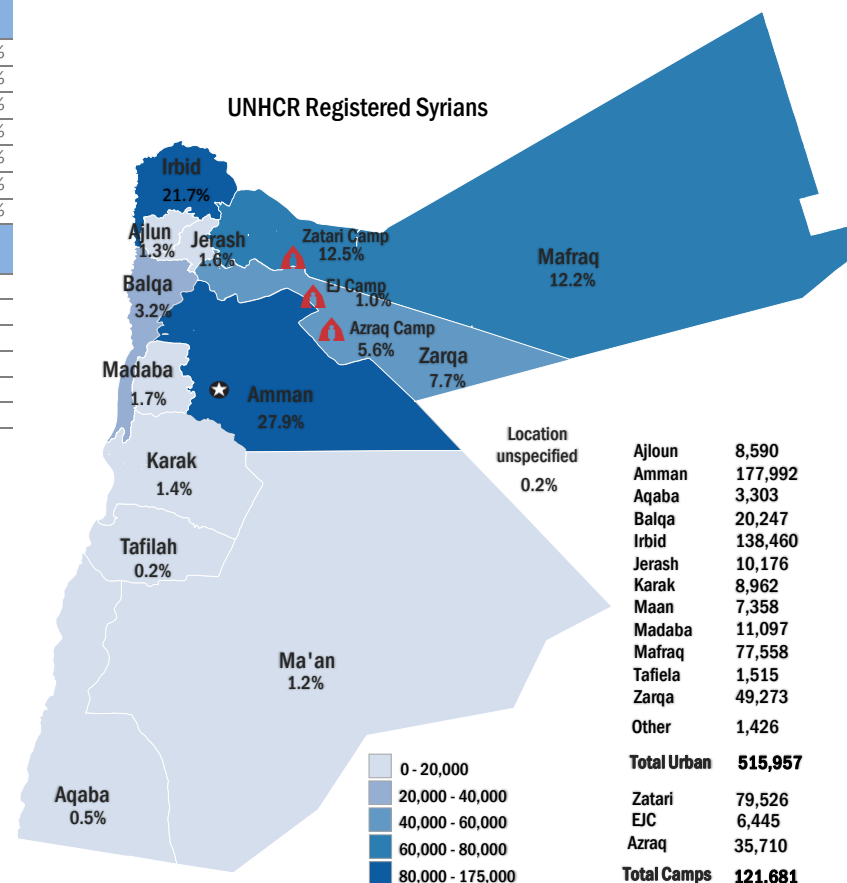
| | | |
|------|---------|-------|
| 2011 | 2,360 | 0.2% |
| 2012 | 129,301 | 13.3% |
| 2013 | 664,959 | 68.4% |
| 2014 | 121,302 | 12.5% |
| 2015 | 41,025 | 4.2% |
| 2016 | 13,411 | 1.4% |

Syrian Registration Trend since 01 March 2011



Interagency Portal: <http://data.unhcr.org/Syrianrefugees>
 UNHCR on the web: <http://www.unhcr.org>
 UNHCR on Social network: <http://www.facebook.com/UNHCRJordan> ; http://twitter.com/And_Harper ; <http://twitter.com/ZaatariCamp>
 DAG Jordan

UNHCR Registered Syrians



* Coloured map only reflects refugees living outside camps.