

Total Active Registered Syrians

639,064



Urban

520,438

81.4%



Camps

118,626

18.6%

Standard Age and Gender

Age	0-4	5-11	12-17	18-35	36-59	60+	Total	%
Female	49,897	68,080	41,837	96,871	53,816	13,470	323,971	50.7%
Male	52,772	71,927	44,167	90,507	46,071	9,649	315,093	49.3%
Total	102,669	140,007	86,004	187,378	99,887	23,119	639,064	100%
	16.1%	21.9%	13.5%	29.3%	15.6%	3.6%		

Place of Origin

Dar'a	281,194	44.0%
Homs	102,191	16.0%
Rural Damascus	78,222	12.2%
Aleppo	55,267	8.6%
Damascus	49,137	7.7%
Hama	31,631	4.9%
Ar-raqqa	11,691	1.8%
Idlib	10,258	1.6%
Al-hasakeh	4,808	0.8%
Deir-ez-zor	4,102	0.6%
Quneitra	2,830	0.4%
As-sweida	1,326	0.2%
Lattakia	1,281	0.2%
Tartous	347	0.1%
Other	4,779	0.7%

Specific Needs

Specific legal and physical protection needs	50,541	7.9%
Child at risk	48,653	7.6%
Serious medical condition	38,273	6.0%
Woman at risk	25,656	4.0%
Single parent	20,343	3.2%
Disability	16,557	2.6%
Older person at risk	5,331	0.8%
Unaccompanied or separated child	4,692	0.7%
Total	210,046	32.9%

* An individual can have more than one specific need

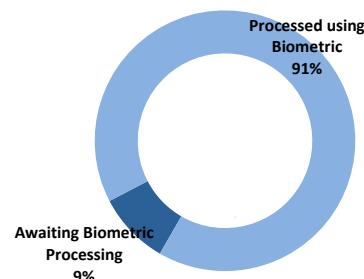
Arrivals

Pre-2011	9,763	1.5%
2011	22,518	3.5%
2012	179,680	28.1%
2013	308,134	48.2%
2014	82,280	12.9%
2015	32,209	5.0%
2016	4,480	0.7%

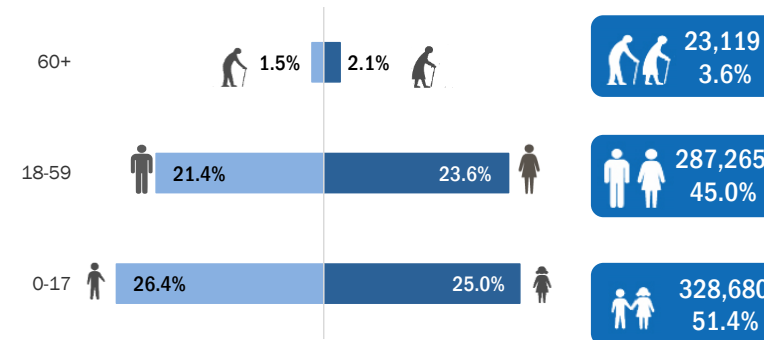
Registration Trend

2011	2,360	0.2%
2012	129,340	13.4%
2013	665,224	68.8%
2014	121,389	12.5%
2015	41,044	4.2%
2016	7,968	0.8%

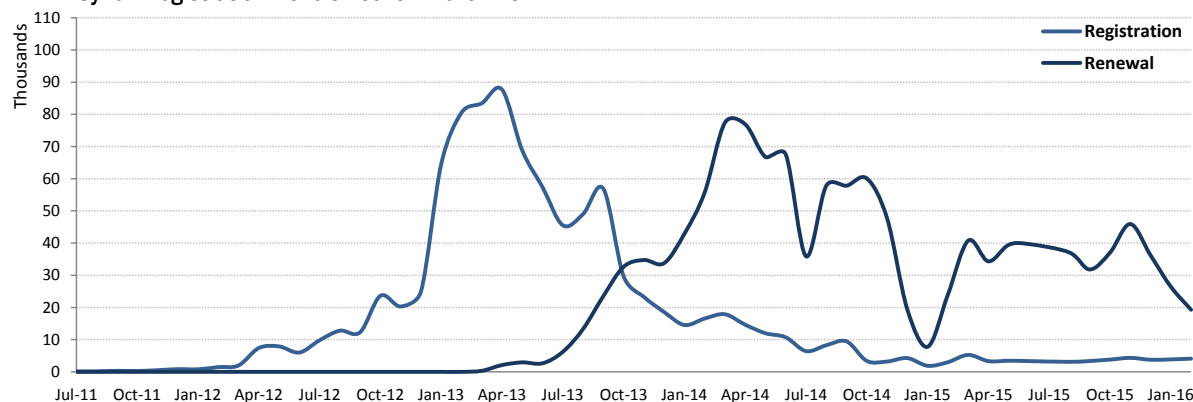
Biometric Statistics (IRIS)



Age-Gender Breakdown



Syrian Registration Trend since 01 March 2011



UNHCR Registered Syrians

