

# Registered Iraqis in Jordan

15 January 2016



Total Active Registered Iraqis

53,334

## Standard Age and Gender

Age	0-4	5-11	12-17	18-35	36-59	60+	Total	%
Female	2,235	3,866	2,532	7,770	6,767	2,688	25,858	48.5%
Male	2,426	4,175	2,772	8,835	6,950	2,318	27,476	51.5%
Total	4,661	8,041	5,304	16,605	13,717	5,006	53,334	100%
	8.7%	15.1%	9.9%	31.1%	25.7%	9.4%		

## Place of Origin

Baghdad	29,164	54.7%
Erbil	4,903	9.2%
Ninewa	3,417	6.4%
Basrah	3,380	6.3%
Anbar	3,311	6.2%
Dahuk	1,620	3.0%
Salah al-Din	1,188	2.2%
Thi-Qar	1,046	2.0%
Diyala	935	1.8%
Tameem	810	1.5%
Muthanna	471	0.9%
Babylon	402	0.8%
Missan	377	0.7%
Sulaymaniyah	361	0.7%
Najaf	279	0.5%
Wassit	267	0.5%
Qadissiya	191	0.4%
Kerbala	160	0.3%
Other	1,052	2.0%

## Specific Needs

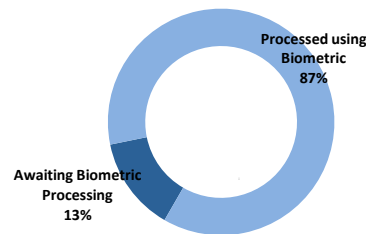
Serious medical condition	4,745	8.9%
Disability	1,785	3.3%
Specific legal and physical protection needs	1,724	3.2%
Child at risk	1,580	3.0%
Woman at risk	1,515	2.8%
Single parent	832	1.6%
Older person at risk	656	1.2%
Unaccompanied or separated child	154	0.3%
Total	12,991	24.4%

\* An individual can have more than one specific need

## Arrivals

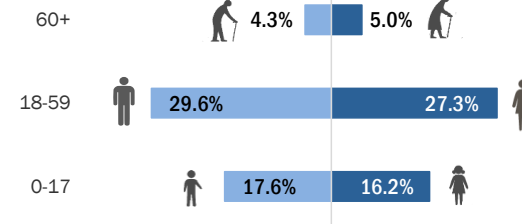
	Arrival	Registration
Pre-2006	4,380	72,668
2006	3,412	4,689
2007	2,232	31,284
2008	1,160	9,761
2009	1,497	6,840
2010	2,179	7,980
2011	2,665	7,767
2012	2,881	4,090
2013	5,385	5,396
2014	19,246	21,538
2015	8,233	9,861
2016	64	368

## Biometric Statistics (IRIS)



UNHCR Jordan

## Age-Gender Breakdown

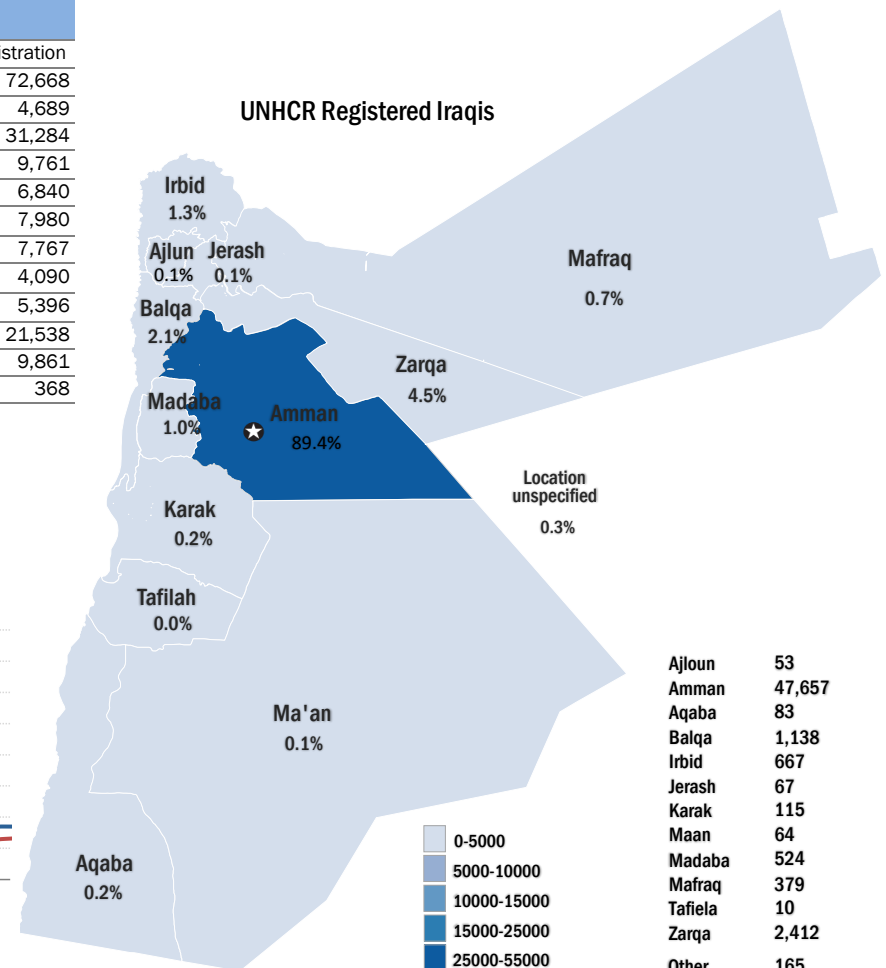


5,006  
9.4%

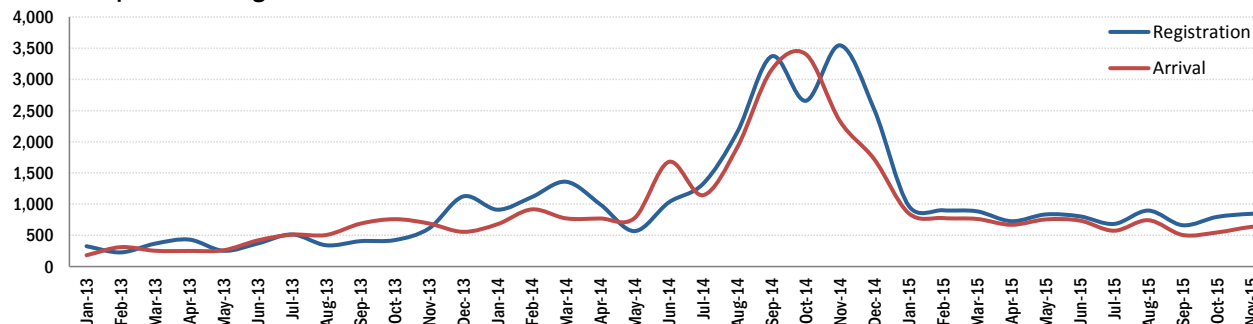
30,322  
56.9%

18,006  
33.8%

## UNHCR Registered Iraqis



## Iraqi Arrival & Registration Trends since Jan 2013



Interagency Portal: <http://data.unhcr.org/Syrianrefugees>  
 UNHCR on the web: <http://www.unhcr.org> ; <http://www.unhcr.org>  
 UNHCR on Social network: <http://www.facebook.com/UNHCRJordan> ; [http://twitter.com/And\\_Harper](http://twitter.com/And_Harper) ; <http://twitter.com/ZaatariCamp>  
 DAG Jordan

\* Coloured map only reflects refugees living outside camps.