

Total Active Registered Syrians **633,215**



Urban

519,041
82.0%


Camps

114,174
18.0%

Standard Age and Gender

Age	0-4	5-11	12-17	18-35	36-59	60+	Total	%
Female	52,906	66,646	40,780	95,305	52,511	12,971	321,119	50.7%
Male	55,876	70,382	43,458	88,145	44,925	9,310	312,096	49.3%
Total	108,782	137,028	84,238	183,450	97,436	22,281	633,215	100%
	17.2%	21.6%	13.3%	29.0%	15.4%	3.5%		

Place of Origin

Dar'a	280,577	44.3%
Homs	101,099	16.0%
Rural Damascus	77,748	12.3%
Aleppo	53,103	8.4%
Damascus	49,013	7.7%
Hama	31,227	4.9%
Ar-raqqa	11,202	1.8%
Idlib	10,045	1.6%
Al-hasakeh	4,734	0.7%
Deir-ez-zor	3,927	0.6%
Quneitra	2,823	0.4%
As-sweida	1,276	0.2%
Lattakia	1,259	0.2%
Tartous	345	0.1%
Other	4,837	0.8%

Specific Needs

Specific legal and physical protection needs	49,088	7.8%
Child at risk	47,028	7.4%
Serious medical condition	36,827	5.8%
Woman at risk	25,276	4.0%
Single parent	19,672	3.1%
Disability	16,012	2.5%
Older person at risk	5,175	0.8%
Unaccompanied or separated child	4,624	0.7%
Total	203,702	32.2%

* An individual can have more than one specific need

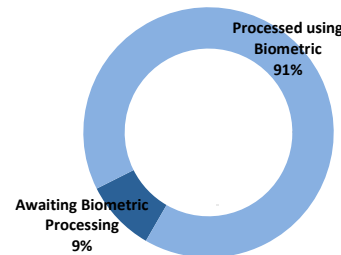
Arrivals

Pre-2011	9,608	1.5%
2011	22,564	3.6%
2012	180,575	28.5%
2013	309,359	48.9%
2014	82,426	13.0%
2015	28,683	4.5%

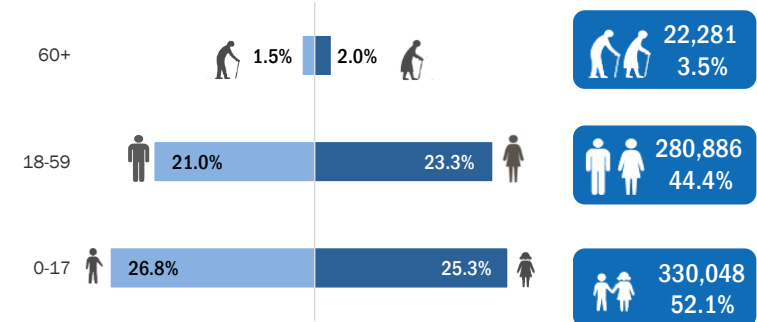
Registration Trend

2011	2,360	0.2%
2012	129,340	13.5%
2013	665,227	69.5%
2014	121,392	12.7%
2015	39,182	4.1%

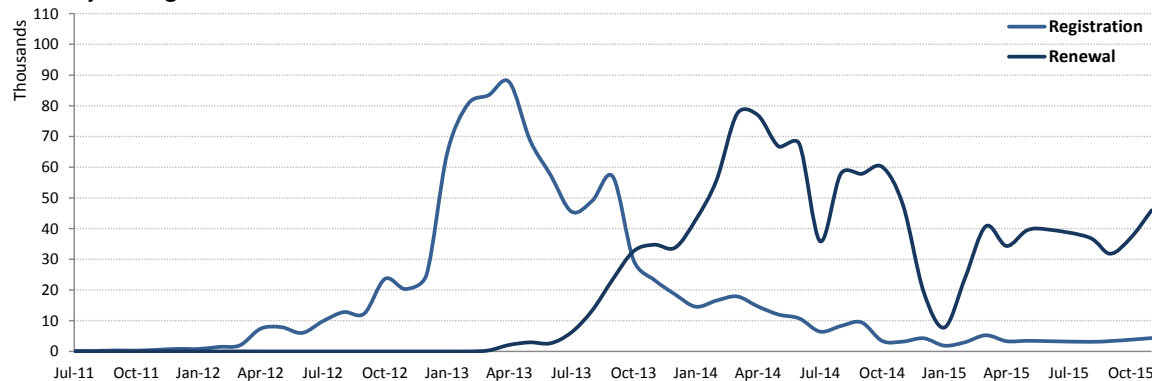
Biometric Statistics (IRIS)



Age-Gender Breakdown



Syrian Registration Trend since 01 March 2011



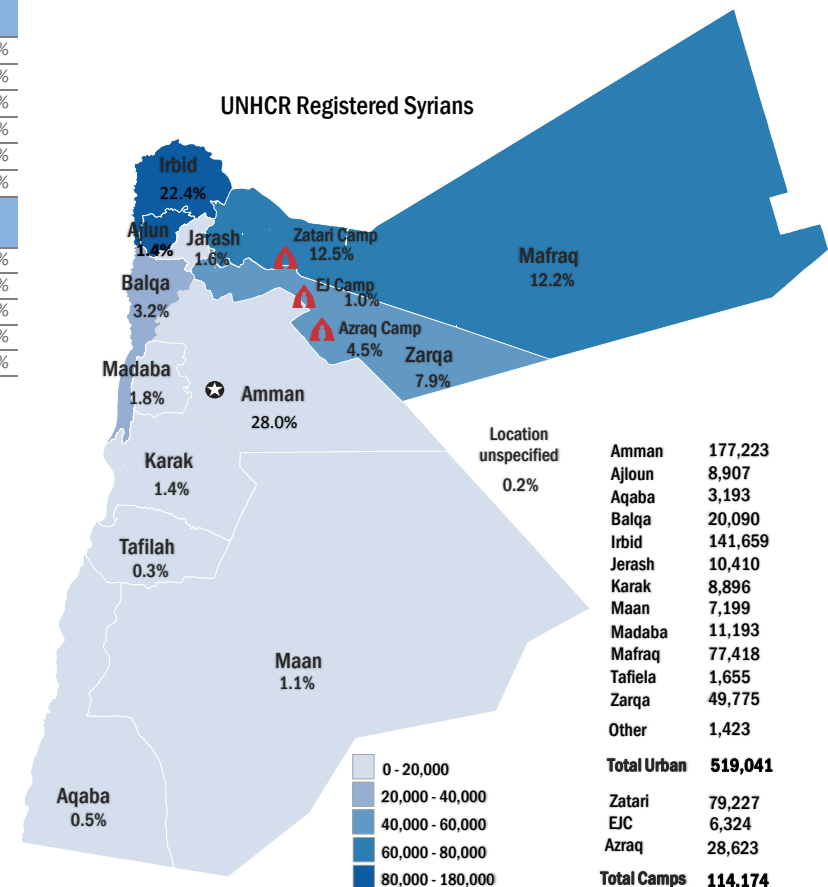
Interagency Portal: <http://data.unhcr.org/Syrianrefugees>

UNHCR on the web: <http://www.unhcr.org>; <http://www.unhcr.org>

UNHCR on Social network: <http://www.facebook.com/UNHCRJordan>; http://twitter.com/And_Harper; <http://twitter.com/ZaatariCamp>

DAG Jordan

UNHCR Registered Syrians



* Coloured map only reflects refugees living outside camps.