



Registration Unit

Total Persons of
Concern

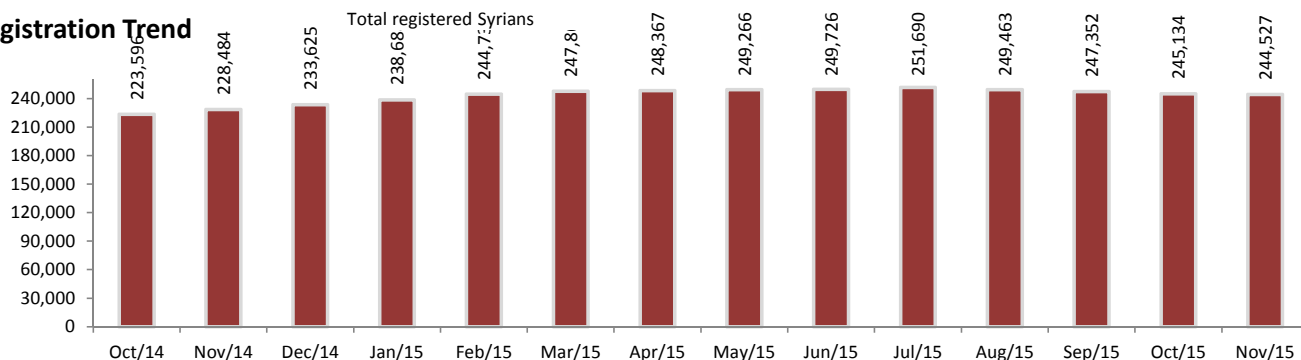
Individuals

244,527

Households

86,867

Registration Trend

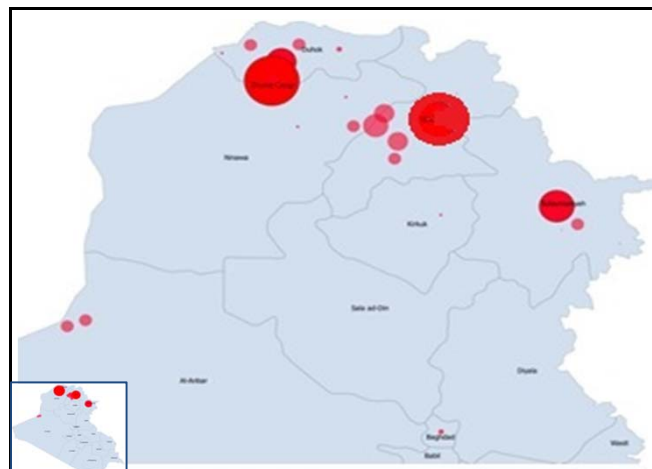
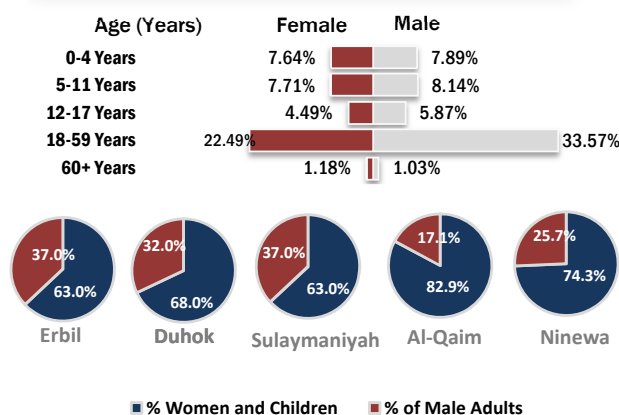


This profile is based on

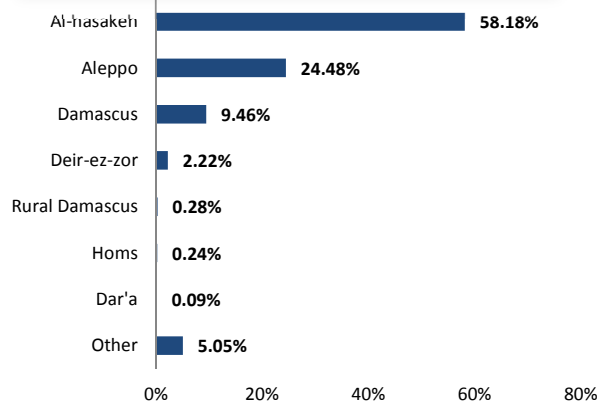
244,527

proGres registered individuals

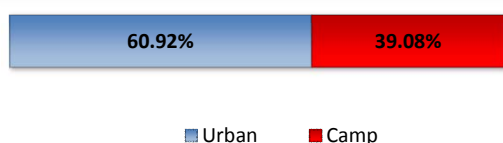
Age and Gender Breakdown



Place of Origin



Camp and non-camp population comparison



Governorate	Individuals	Households	% Total
Duhok	94,639	29,628	38.70%
Erbil	112,203	42,922	45.89%
Sulaymaniyah	29,434	11,635	12.04%
Anbar	4,510	1,150	1.84%
Ninewa	1,589	525	0.65%
Kirkuk	763	277	0.31%
Baghdad	600	303	0.25%
Other	789	427	0.32%
Total Iraq	244,527	86,867	100%

Camps Registered Population			
Camp	Individuals	Households	% Total
Al-Obaidi Camp	1,519	319	1.59%
Akre Settlement	1,254	306	1.31%
Domiz Camp 1	40,776	13,339	42.67%
Domiz Camp 2	6,520	1,484	6.82%
Gawilan Camp	7,280	1,779	7.62%
Basirna Camp	3,498	854	3.66%
Darashakran Camp	10,828	2,457	11.33%
Kawergosk Camp	10,227	2,739	10.70%
Qushtapa Camp	6,631	1,778	6.94%
Arbat Camp	7,037	1,890	7.36%
Total	95,570	26,945	100%

From 16 June 2014, as Al-Obaidi Camp became inaccessible to UN agencies and other humanitarian staff, the camp registered population figure is not updated.